

COVID-19 situation report for WHO Africa Region

02/09/2021

Produced by the Centre for Epidemiological Modelling and Analysis, University of Nairobi



Contents

(Click to access)

Section 1: Overview of WHO Africa Region 02/09/2021	4
Overview	4
Methods	5
Summary maps	6
Section 2: Individual country situations	7
Algeria	8
Angola	9
Benin	10
Botswana	11
Burkina Faso	12
Burundi	13
Cabo Verde	14
Cameroon	15
Central African Republic	16
Chad	17
Comoros	18
Congo	19
Cote d'Ivoire	20
Democratic Republic of the Congo	21
Equatorial Guinea	22
Eritrea	23
Eswatini	24
Ethiopia	25
Gabon	26
Gambia	27
Ghana	28
Guinea	29
Guinea-Bissau	30
Kenya	31
Lesotho	32
Liberia	33
Madagascar	34
Malawi	35
Mali	36
Mauritania	37
Mauritius	38
Mozambique	39
Namibia	40
Niger	41
Nigeria	42
Rwanda	43
Sao Tome and Principe	44
Senegal	45
Seychelles	46
Sierra Leone	47

South Africa	48
South Sudan	49
Togo	50
Uganda	51
United Republic of Tanzania	52
Zambia	53
Zimbabwe	54
Appendix	55
Data	55
Sources and access	55
Weekly Ratio calculations	55
Caveats	55
Extended Data tables	56
Cumulative reported cases	56
Cumulative reported cases per 10,000 population	57
Cumulative deaths	58
Cumulative deaths per 10,000 populations	59
Weekly Ratio (cases)	60
Weekly Ratio (deaths)	61

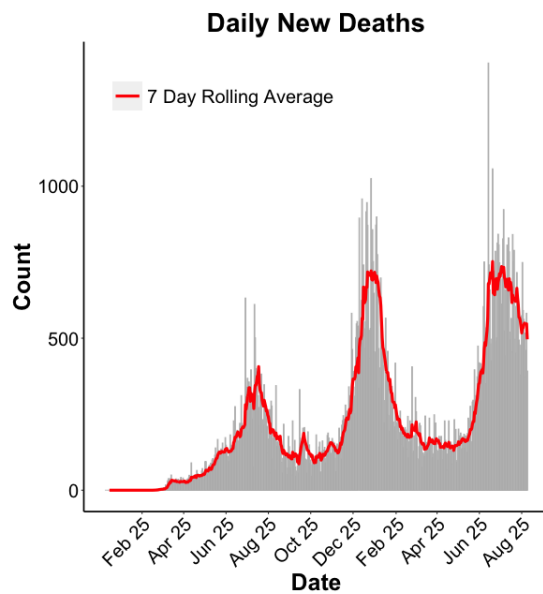
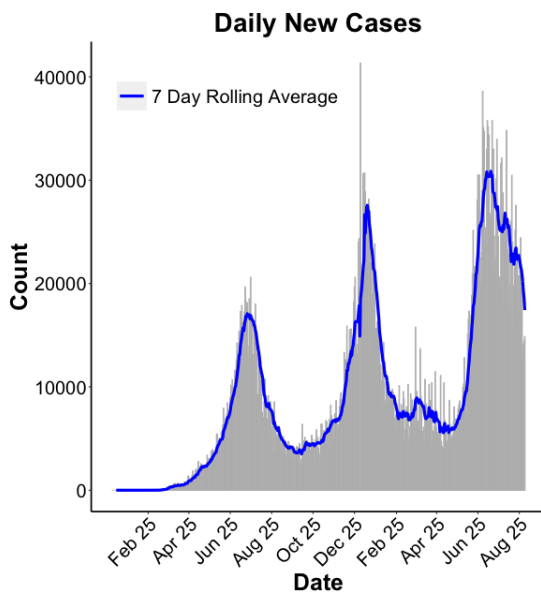
Section 1: Overview of WHO Africa Region 02/09/2021

Overview



Total Reported Cases
5595660

Total Reported Deaths
135574



Methods

We compare the size and rate of increase of the COVID-19 epidemic across the countries included in WHO Africa Region.

The maps below summarise the in-country situations:

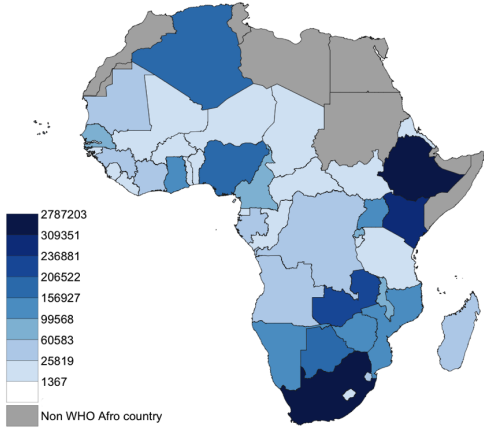
- Top row: cumulative reported cases (left) and deaths (right).
- Middle row: cumulative reported cases (left) and deaths (right) per 10,000 population on a log10 scale.
- Bottom row: weekly ratios for new cases and new deaths. The higher the weekly ratio, the faster an epidemic is growing. A weekly ratio of 1 represents stable growth (i.e. the number of cases or deaths in the past 7 days was the same as the 7 days before). A value between 1 and 0 indicates that an epidemic is in decline. These maps show weekly ratios on a single date and may not be indicative of long term trends. See methods for more details.

Caveats:

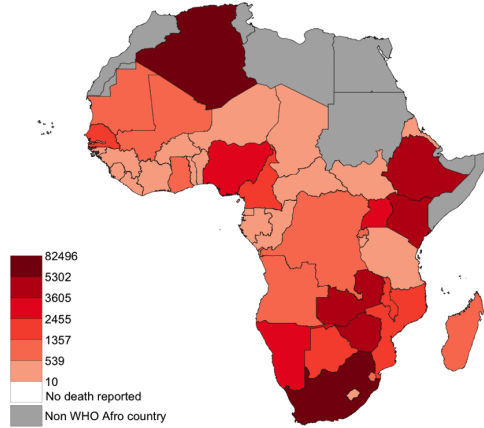
- Colour scales are non-linear and are re-calibrated every week.
- WHO African region countries shaded in white either have no reported deaths/cases or, for weekly ratio calculations, have reduced their cumulative total cases/deaths in the last 14 days due to retrospective changes in reporting procedures.
- Doubling times have been replaced by weekly ratios because some countries are moving out of the exponential phase of the epidemic.

Summary maps

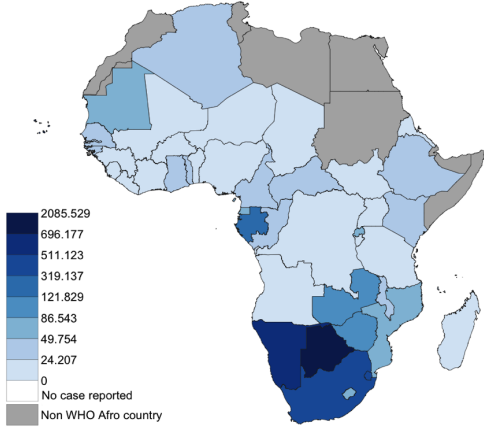
CUMULATIVE REPORTED CASES



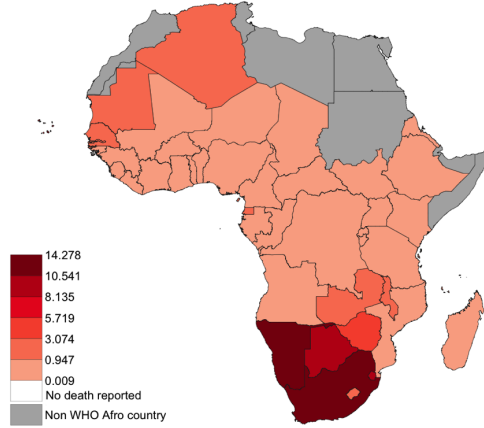
CUMULATIVE REPORTED DEATHS



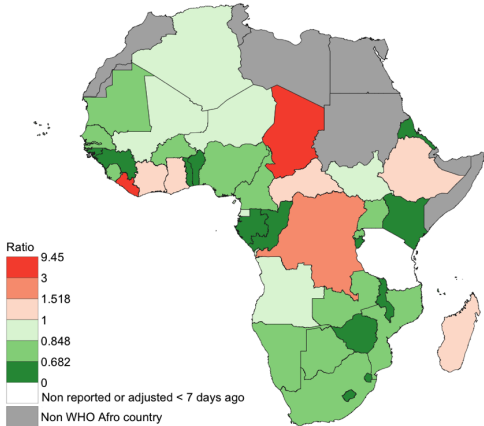
CUMULATIVE REPORTED CASES PER 10k POPULATION



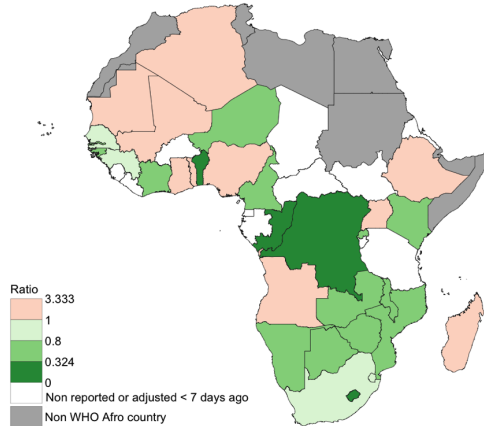
CUMULATIVE REPORTED DEATHS PER 10k POPULATION



WEEKLY RATIO CASES



WEEKLY RATIO DEATHS



Section 2: Individual country situations

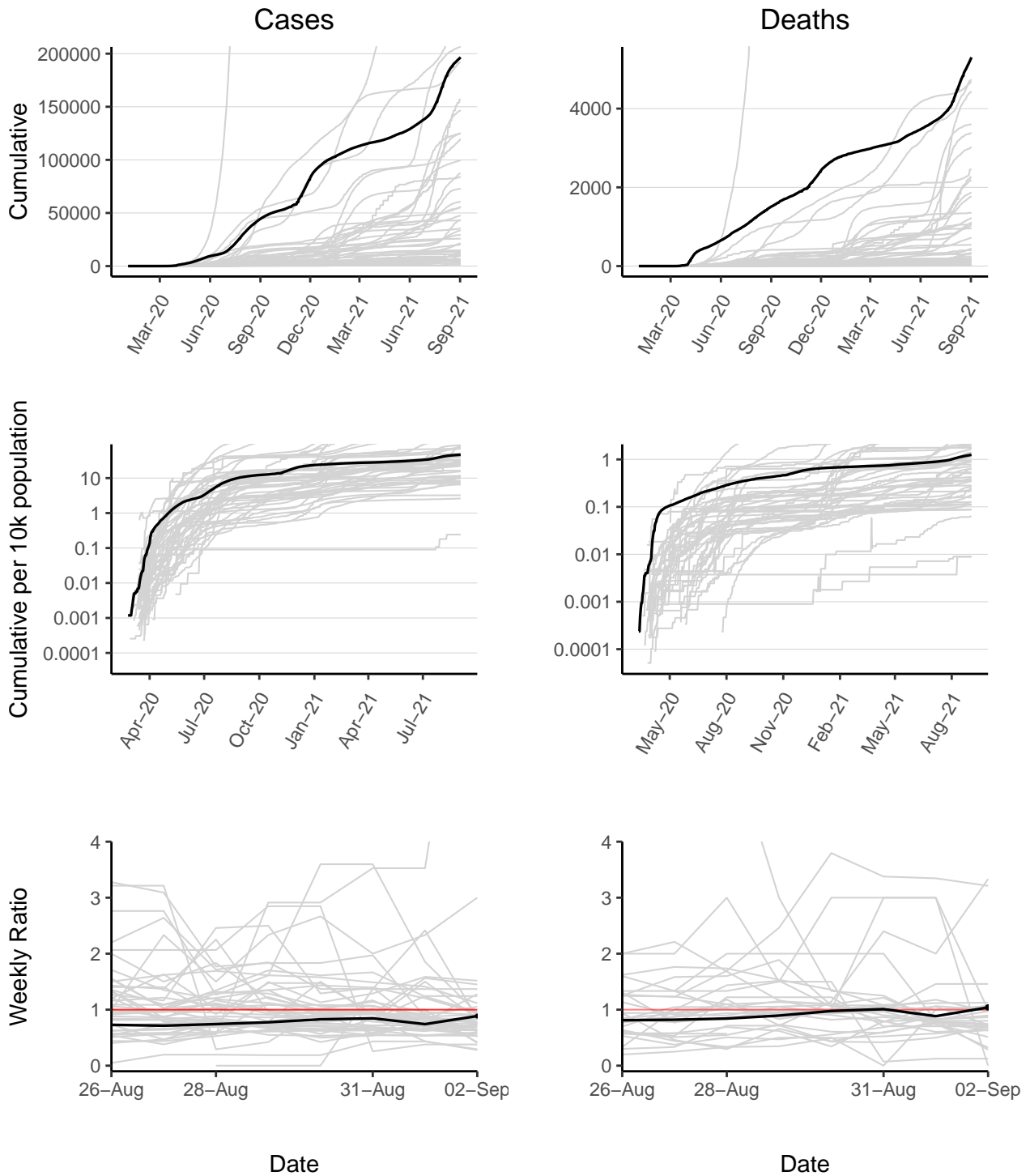
As of 02/09/2021, each panel below shows for each country:

- Top row: cumulative reported cases (left) and deaths (right).
- Middle row: cumulative reported cases (left) and deaths (right) per 10,000 population on a log10 scale.
- Bottom row: weekly ratio of the number of new cases (left) and deaths (right) calculated for each of the past 7 days leading up to 02/09/2021. Gaps in the plotted data indicate values that could not be calculated.

Caveats;

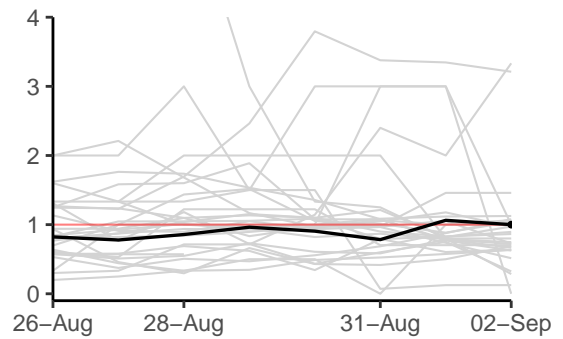
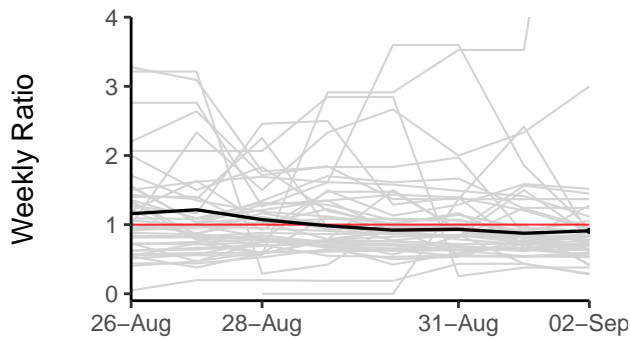
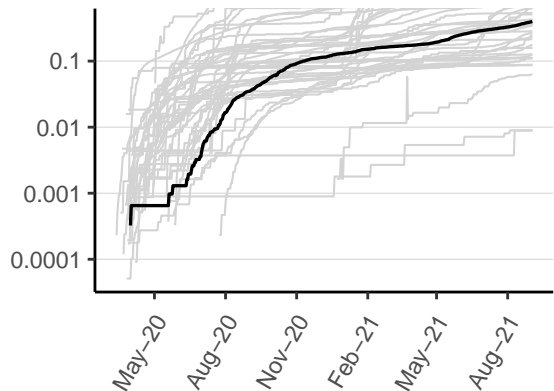
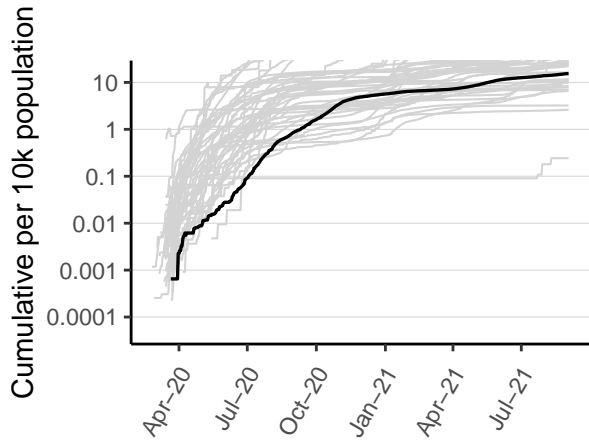
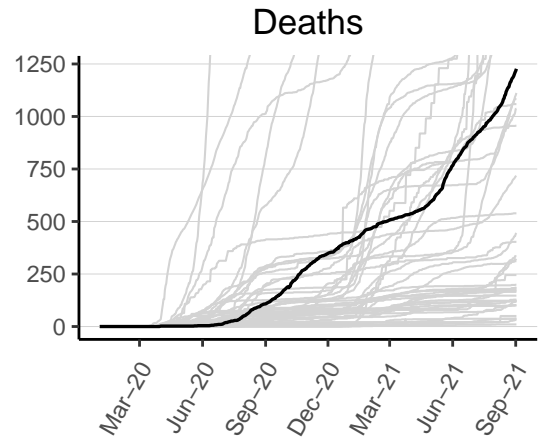
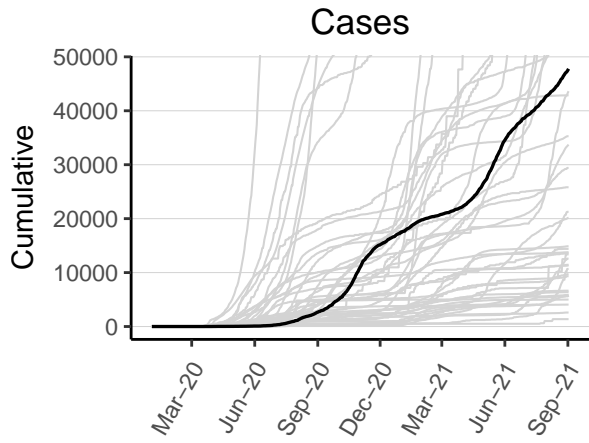
- Retrospective changes in reporting policy may cause cumulative deaths/cases counts to drop as described in WHO Sit Rep Number 105, published on 04/05/2020.

Algeria



Algeria has 196527 reported case(s) (5th in the region) and 5302 reported death(s) (2nd). Cumulative counts per 10,000 population of reported cases and deaths are 47 (18th) and 1.3 (14th) respectively. The weekly ratio of reported cases over the last 2 weeks is 0.89 (15th). The weekly ratio of reported deaths over the last 2 weeks is 1 (7th).

Angola

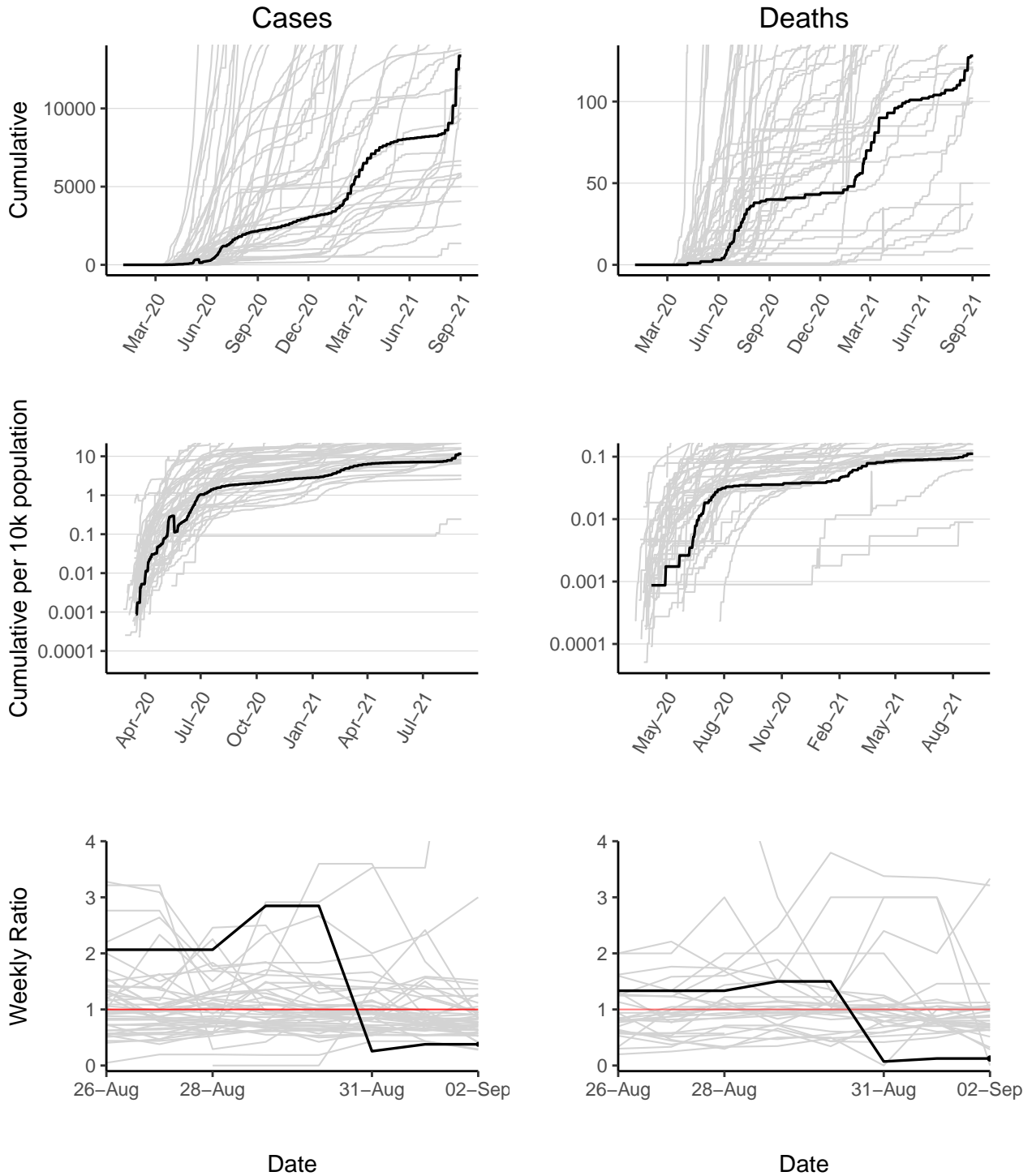


Date

Date

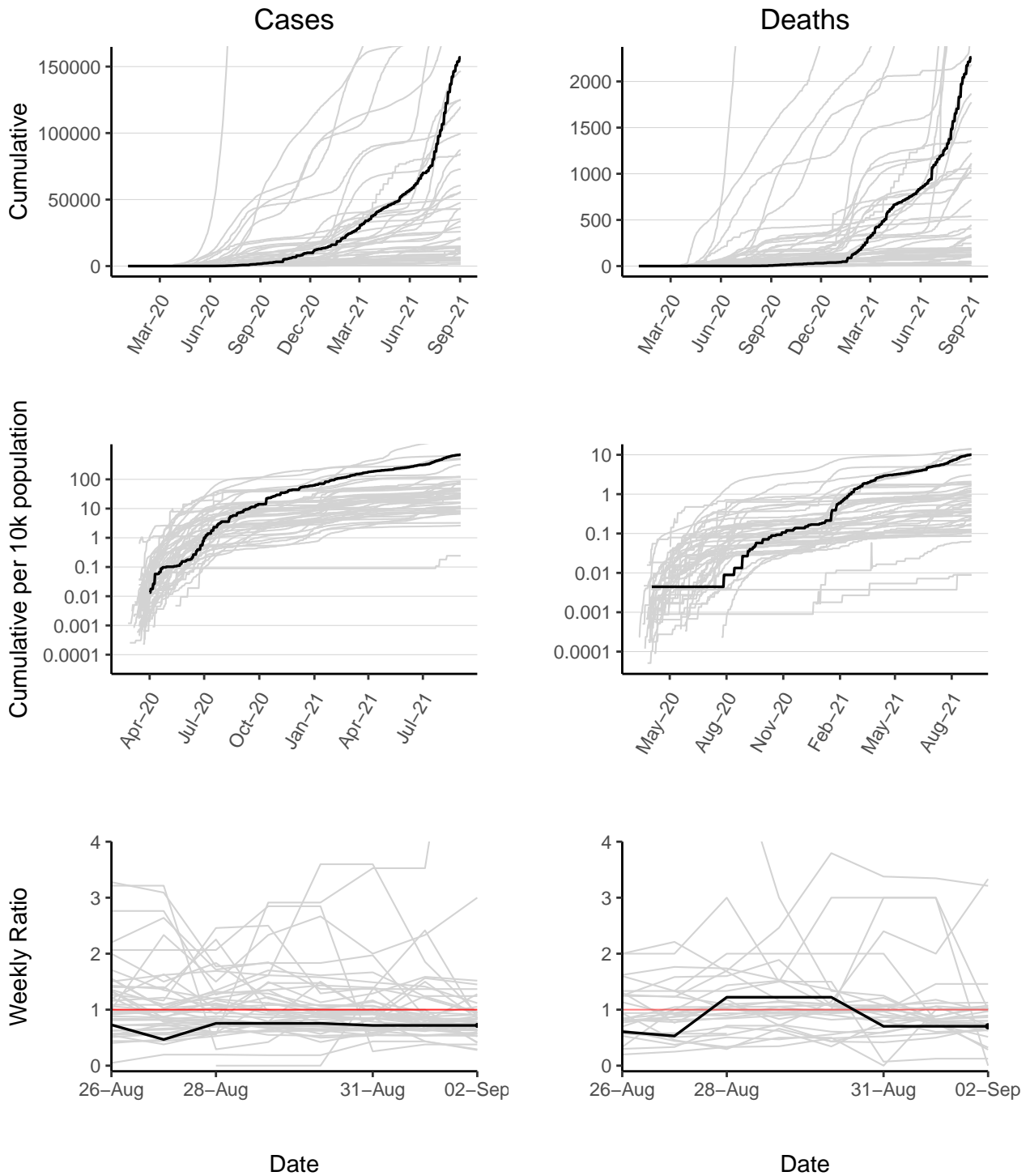
Angola has 47781 reported case(s) (19th in the region) and 1227 reported death(s) (15th). Cumulative counts per 10,000 population of reported cases and deaths are 16 (34th) and 0.4 (27th) respectively. The weekly ratio of reported cases over the last 2 weeks is 0.91 (13th). The weekly ratio of reported deaths over the last 2 weeks is 1 (8th).

Benin



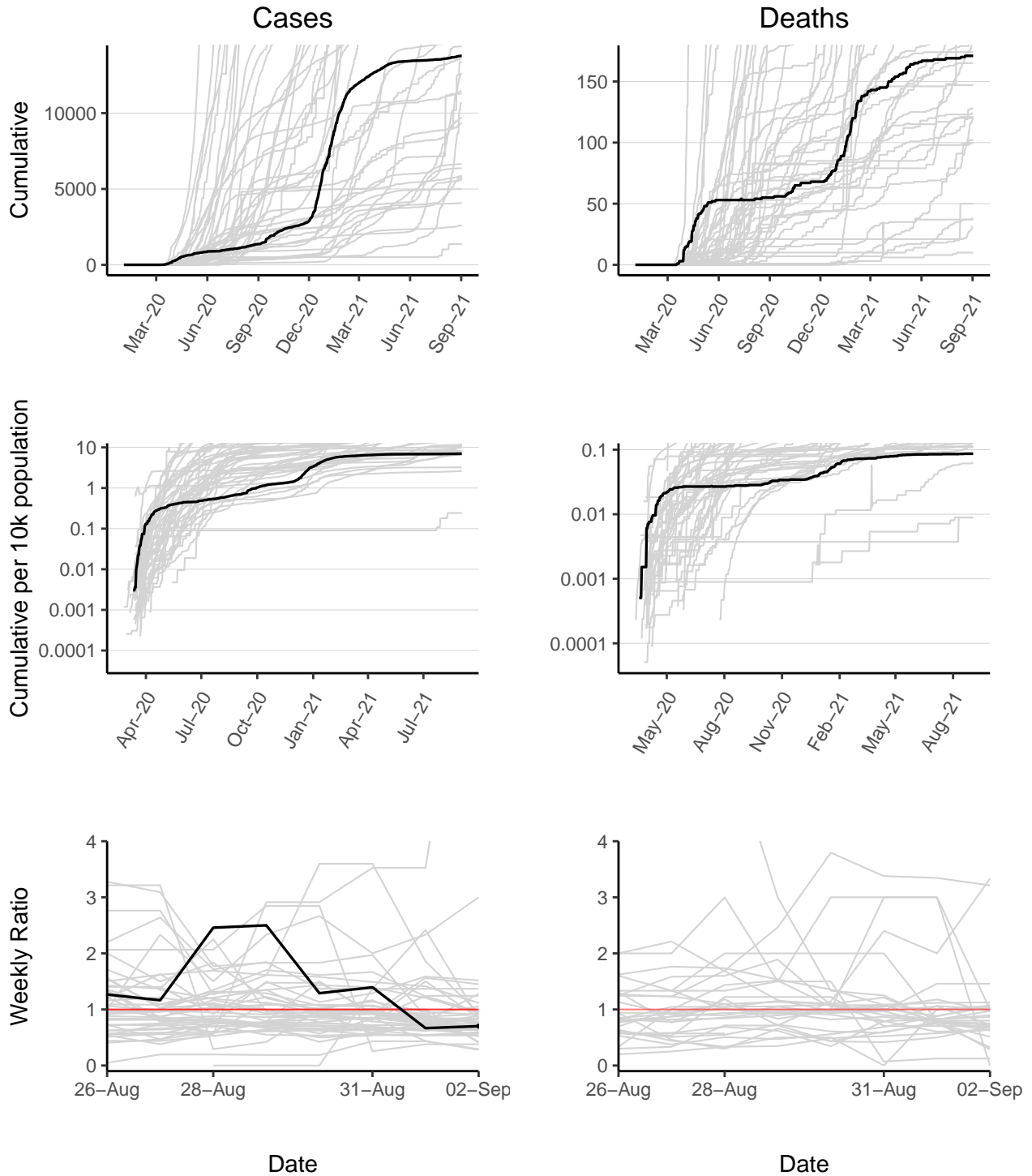
Benin has 13366 reported case(s) (32nd in the region) and 128 reported death(s) (36th). Cumulative counts per 10,000 population of reported cases and deaths are 12 (36th) and 0.11 (41st) respectively. The weekly ratio of reported cases over the last 2 weeks is 0.38 (44th). The weekly ratio of reported deaths over the last 2 weeks is 0.12 (30th).

Botswana



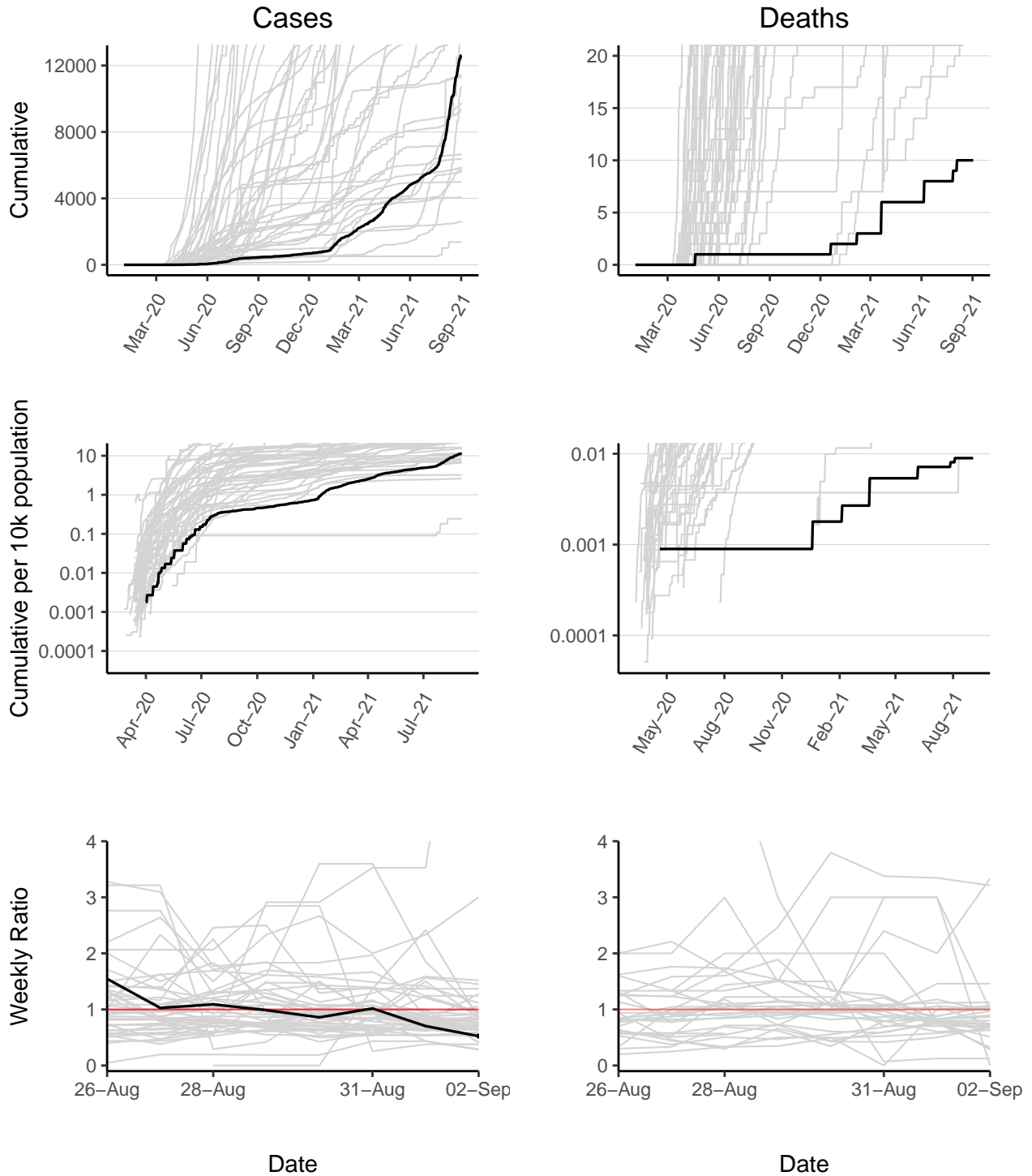
Botswana has 156927 reported case(s) (7th in the region) and 2261 reported death(s) (10th). Cumulative counts per 10,000 population of reported cases and deaths are 700 (2nd) and 10 (4th) respectively. The weekly ratio of reported cases over the last 2 weeks is 0.72 (29th). The weekly ratio of reported deaths over the last 2 weeks is 0.7 (19th).

Burkina Faso



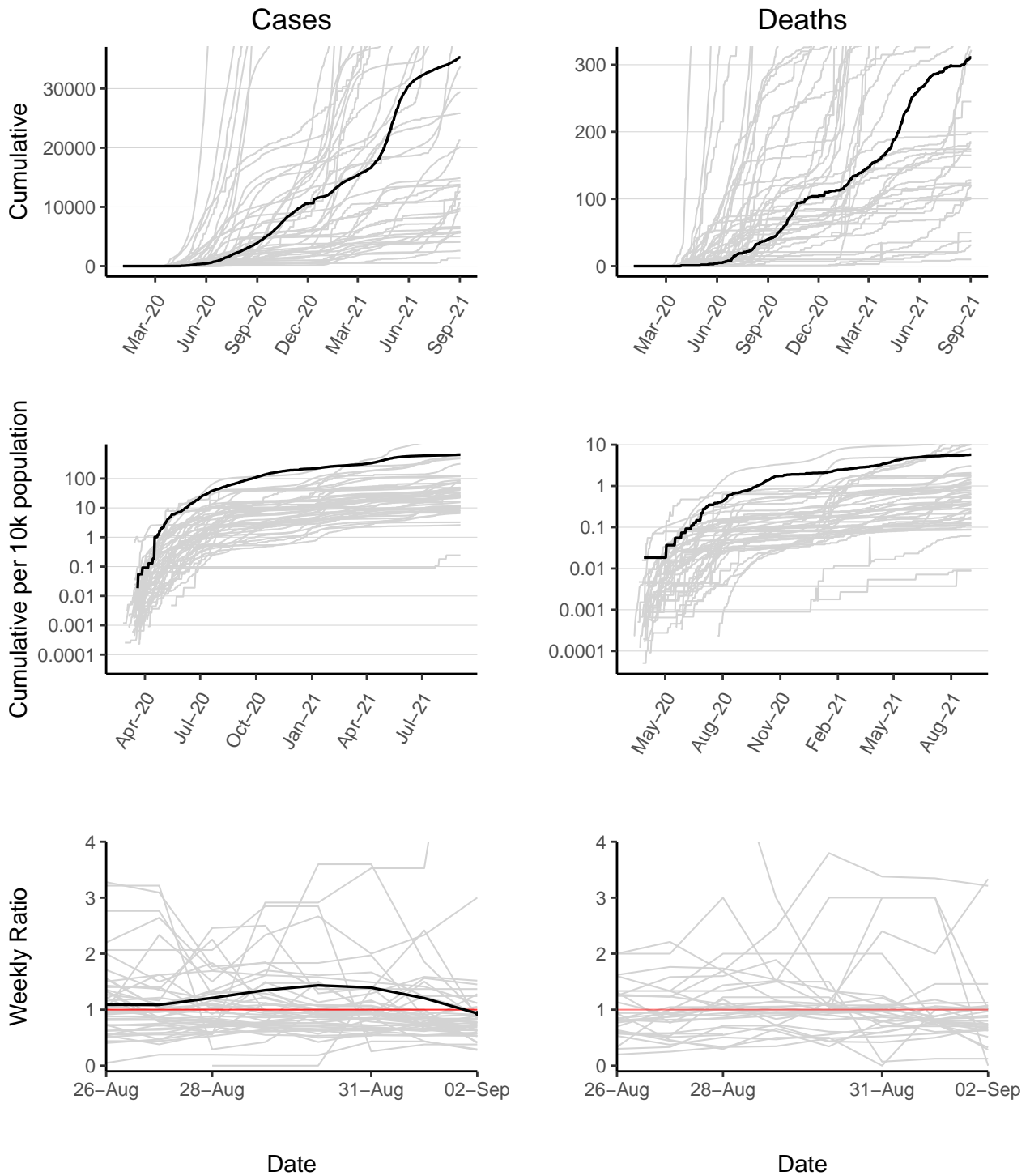
Burkina Faso has 13777 reported case(s) (30th in the region) and 171 reported death(s) (33rd). Cumulative counts per 10,000 population of reported cases and deaths are 7 (43rd) and 0.087 (44th) respectively. The weekly ratio of reported cases over the last 2 weeks is 0.7 (30th). The weekly ratio of reported deaths cannot be calculated as no new deaths have been reported in one of the last 2 weeks.

Burundi



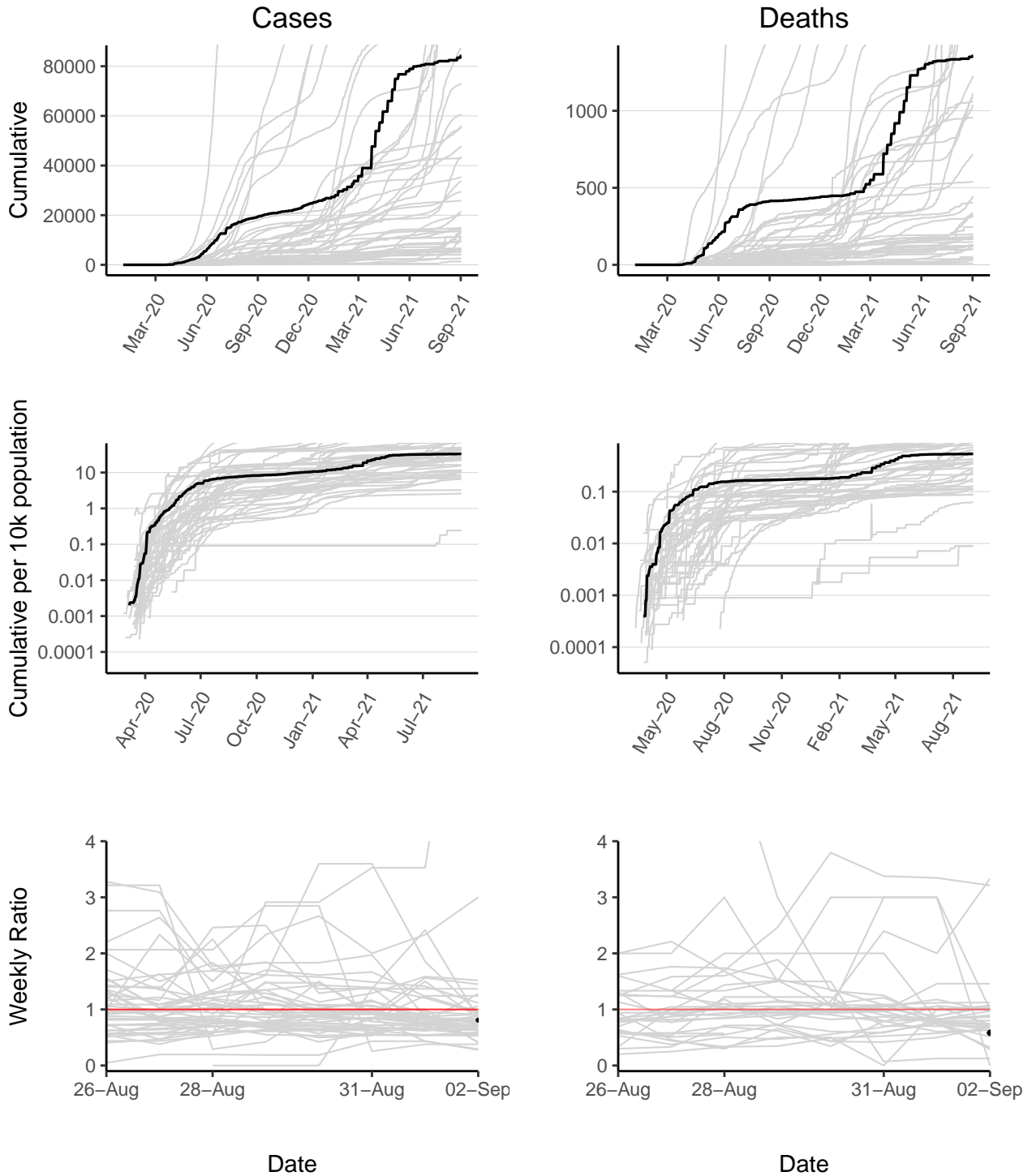
Burundi has 12585 reported case(s) (33rd in the region) and 10 reported death(s) (47th). Cumulative counts per 10,000 population of reported cases and deaths are 11 (37th) and 0.0089 (46th) respectively. The weekly ratio of reported cases over the last 2 weeks is 0.52 (41st). The weekly ratio of reported deaths cannot be calculated as no new deaths have been reported in one of the last 2 weeks.

Cabo Verde



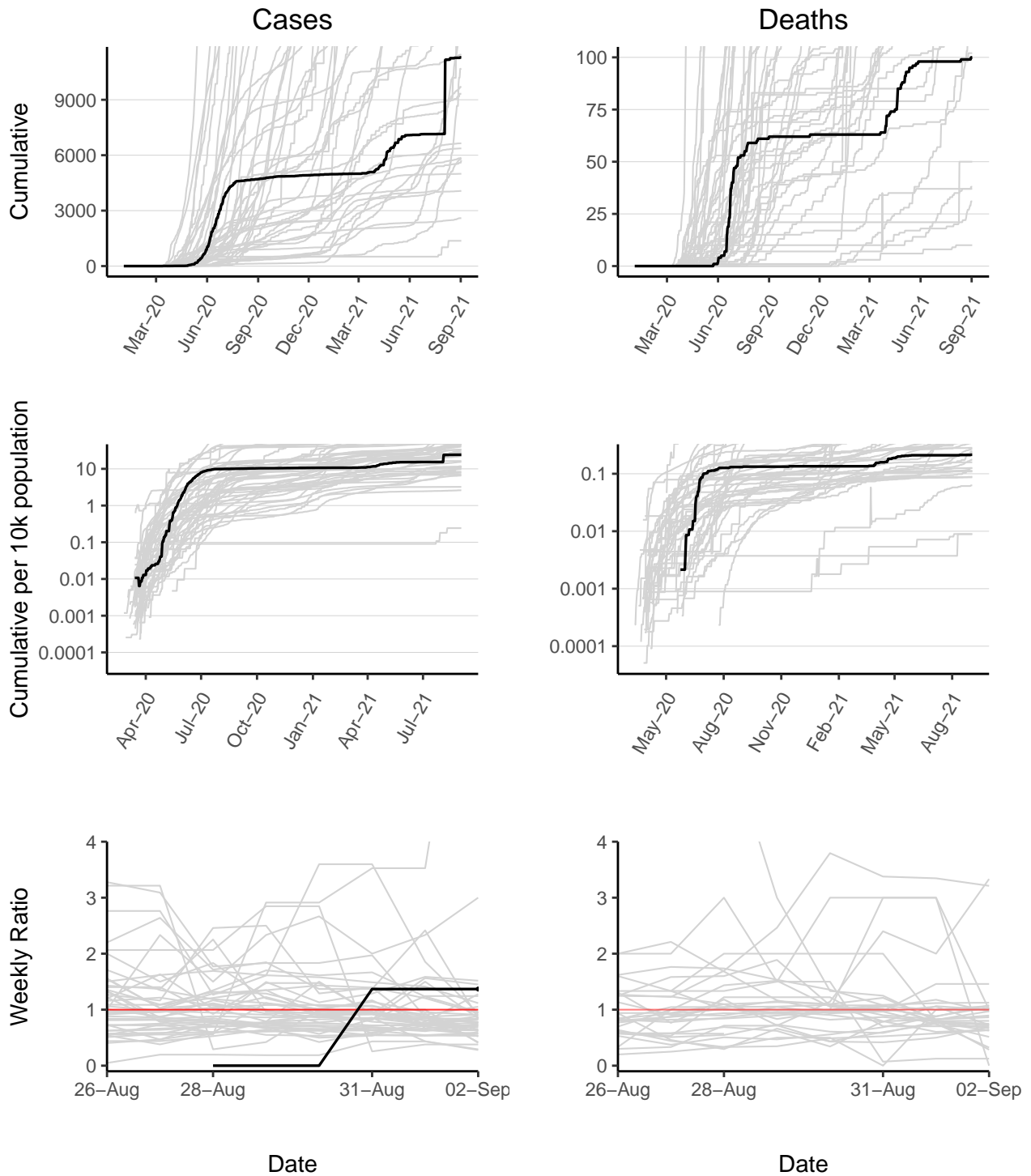
Cabo Verde has 35283 reported case(s) (22nd in the region) and 311 reported death(s) (27th). Cumulative counts per 10,000 population of reported cases and deaths are 650 (3rd) and 5.7 (6th) respectively. The weekly ratio of reported cases over the last 2 weeks is 0.93 (12th). The weekly ratio of reported deaths cannot be calculated as no new deaths have been reported in one of the last 2 weeks.

Cameroon



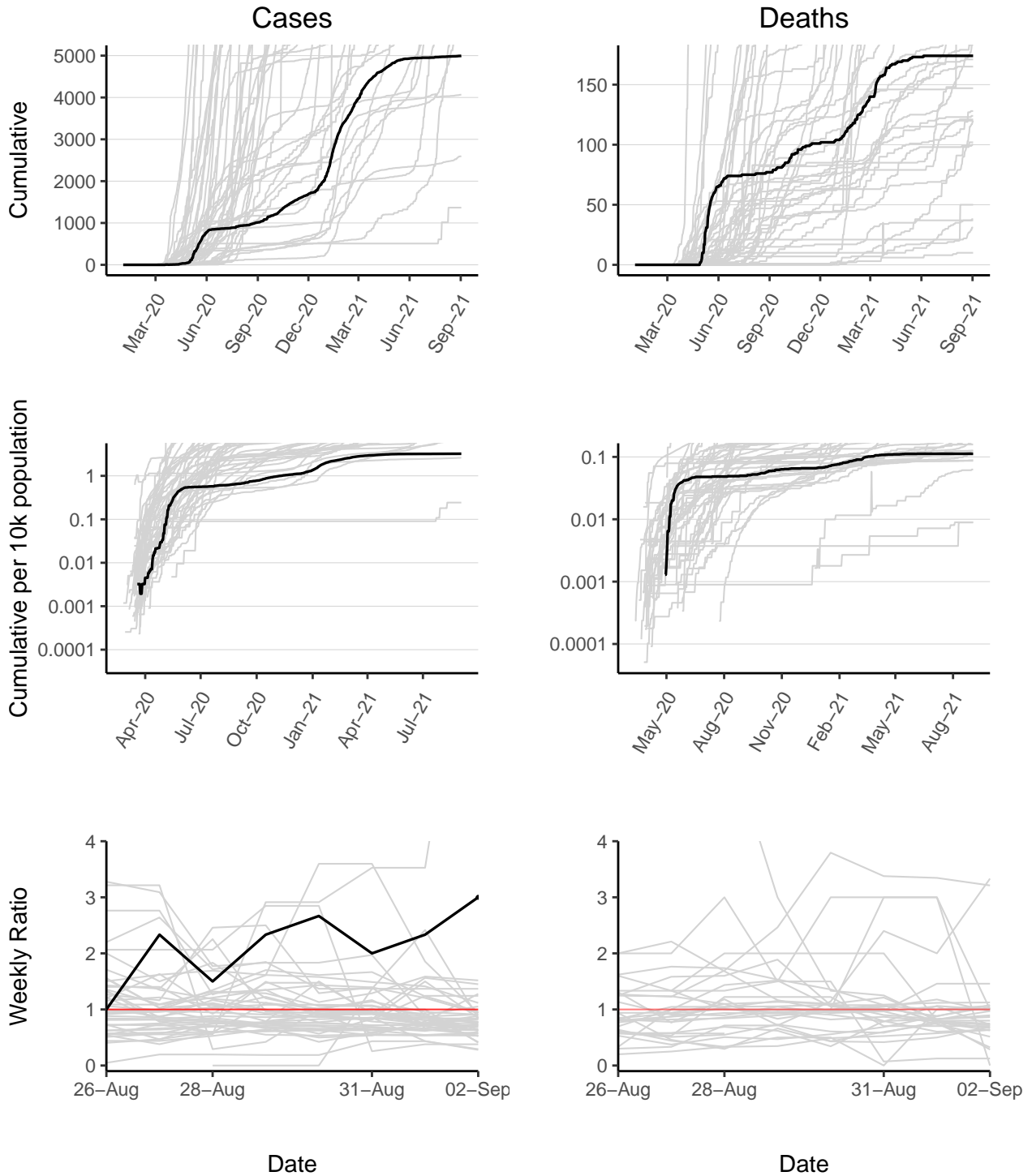
Cameroon has 84210 reported case(s) (14th in the region) and 1357 reported death(s) (14th). Cumulative counts per 10,000 population of reported cases and deaths are 33 (23rd) and 0.54 (24th) respectively. The weekly ratio of reported cases over the last 2 weeks is 0.81 (22nd). The weekly ratio of reported deaths over the last 2 weeks is 0.58 (25th).

Central African Republic



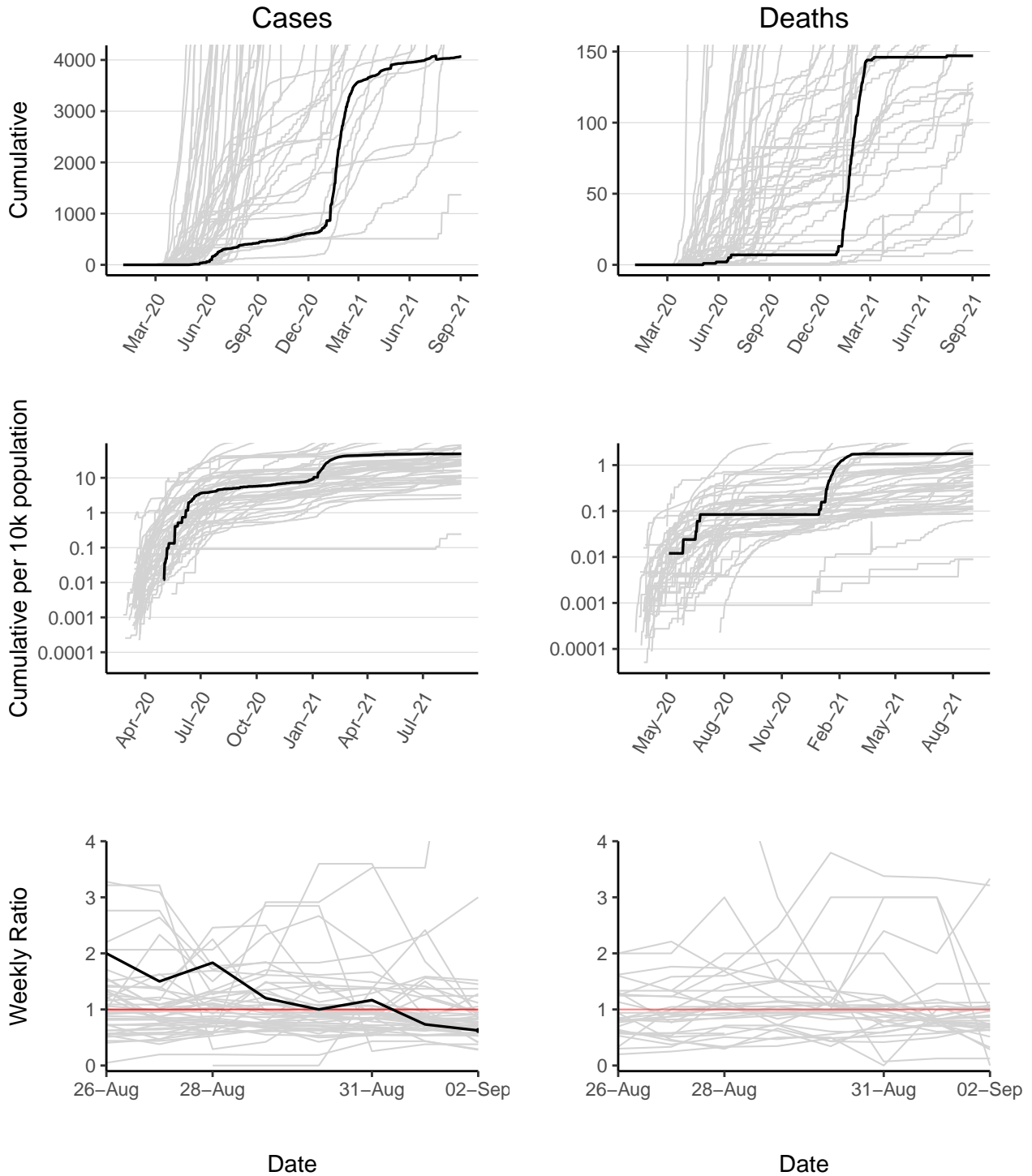
Central African Republic has 11296 reported case(s) (35th in the region) and 100 reported death(s) (42nd). Cumulative counts per 10,000 population of reported cases and deaths are 24 (29th) and 0.21 (35th) respectively. The weekly ratio of reported cases over the last 2 weeks is 1.4 (5th). The weekly ratio of reported deaths cannot be calculated as no new deaths have been reported in one of the last 2 weeks.

Chad



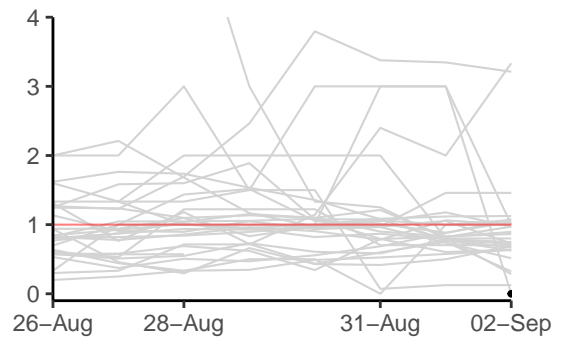
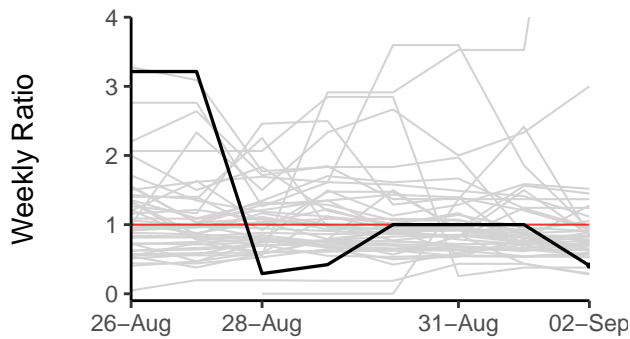
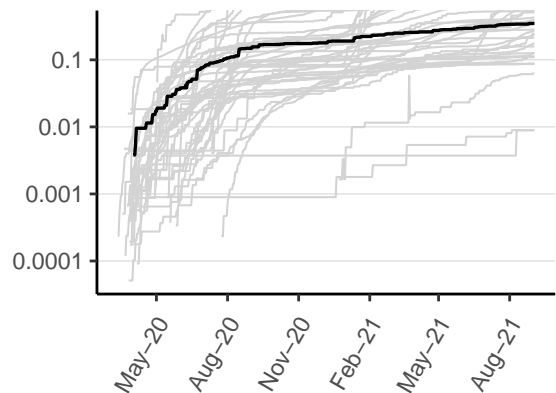
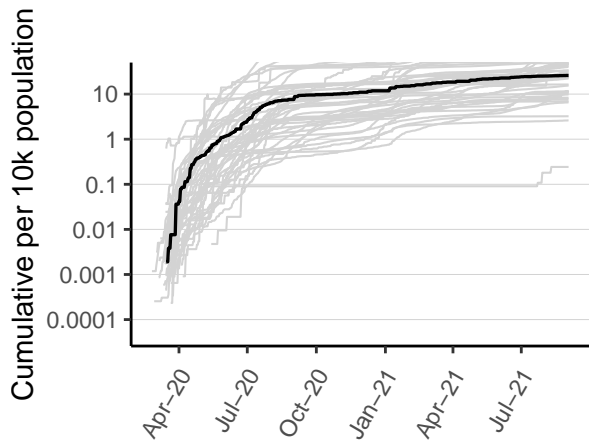
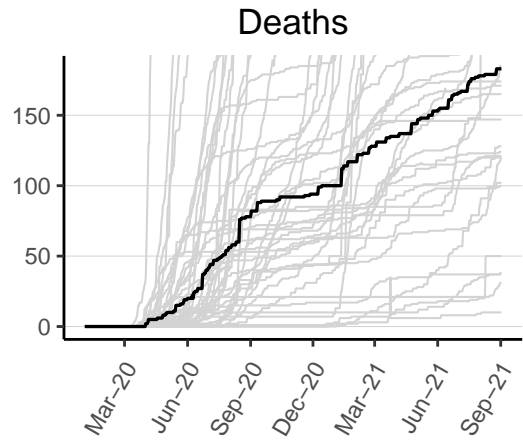
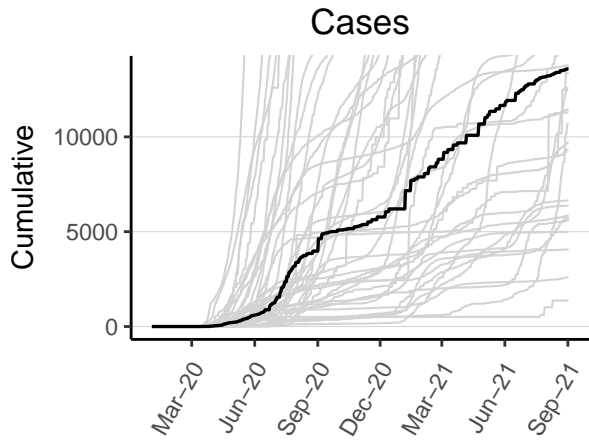
Chad has 4996 reported case(s) (44th in the region) and 174 reported death(s) (32nd). Cumulative counts per 10,000 population of reported cases and deaths are 3.2 (45th) and 0.11 (40th) respectively. The weekly ratio of reported cases over the last 2 weeks is 3 (2nd). The weekly ratio of reported deaths cannot be calculated as no new deaths have been reported in one of the last 2 weeks.

Comoros



Comoros has 4065 reported case(s) (45th in the region) and 147 reported death(s) (35th). Cumulative counts per 10,000 population of reported cases and deaths are 49 (17th) and 1.8 (10th) respectively. The weekly ratio of reported cases over the last 2 weeks is 0.62 (34th). The weekly ratio of reported deaths cannot be calculated as no new deaths have been reported in one of the last 2 weeks.

Congo

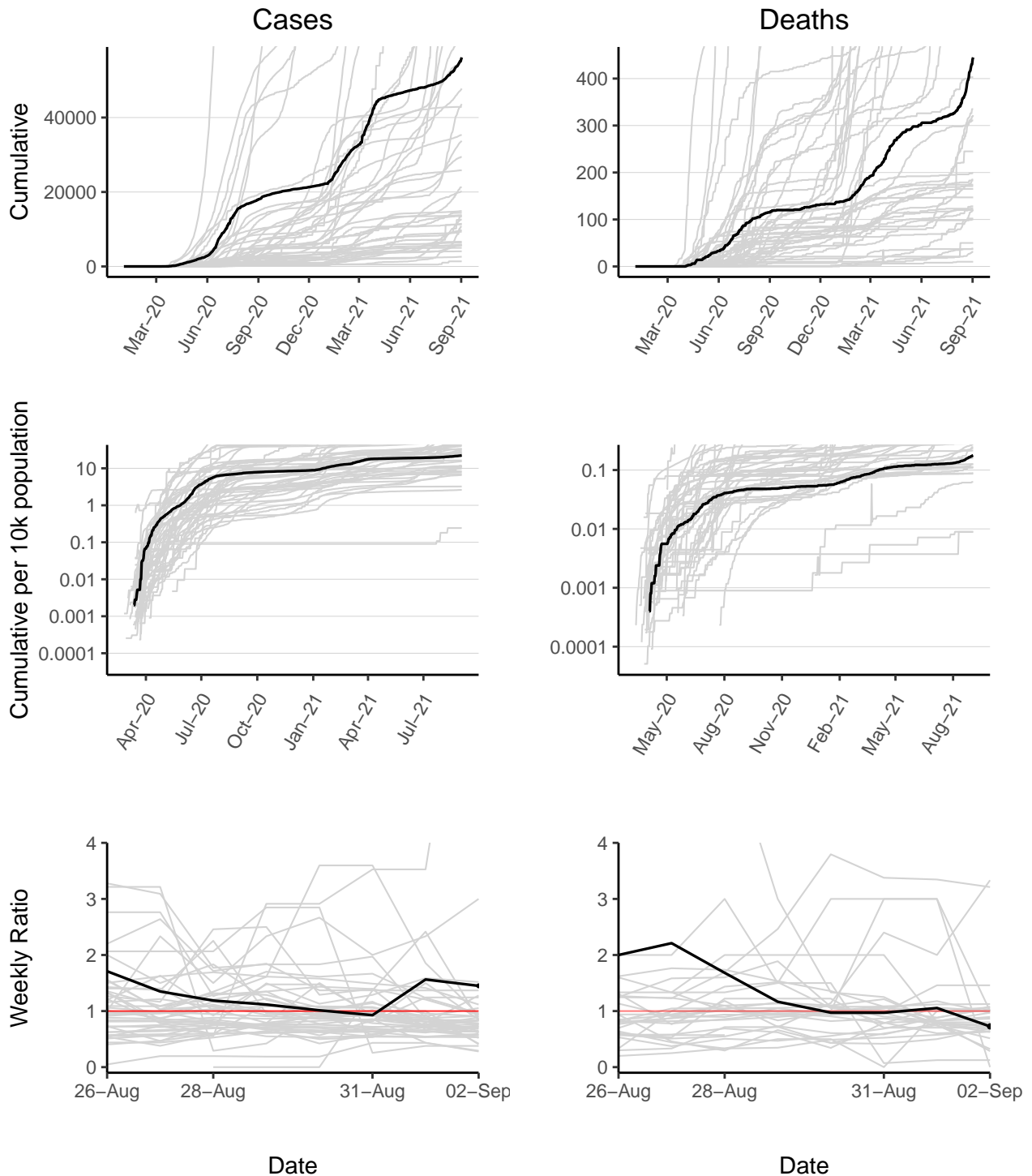


Date

Date

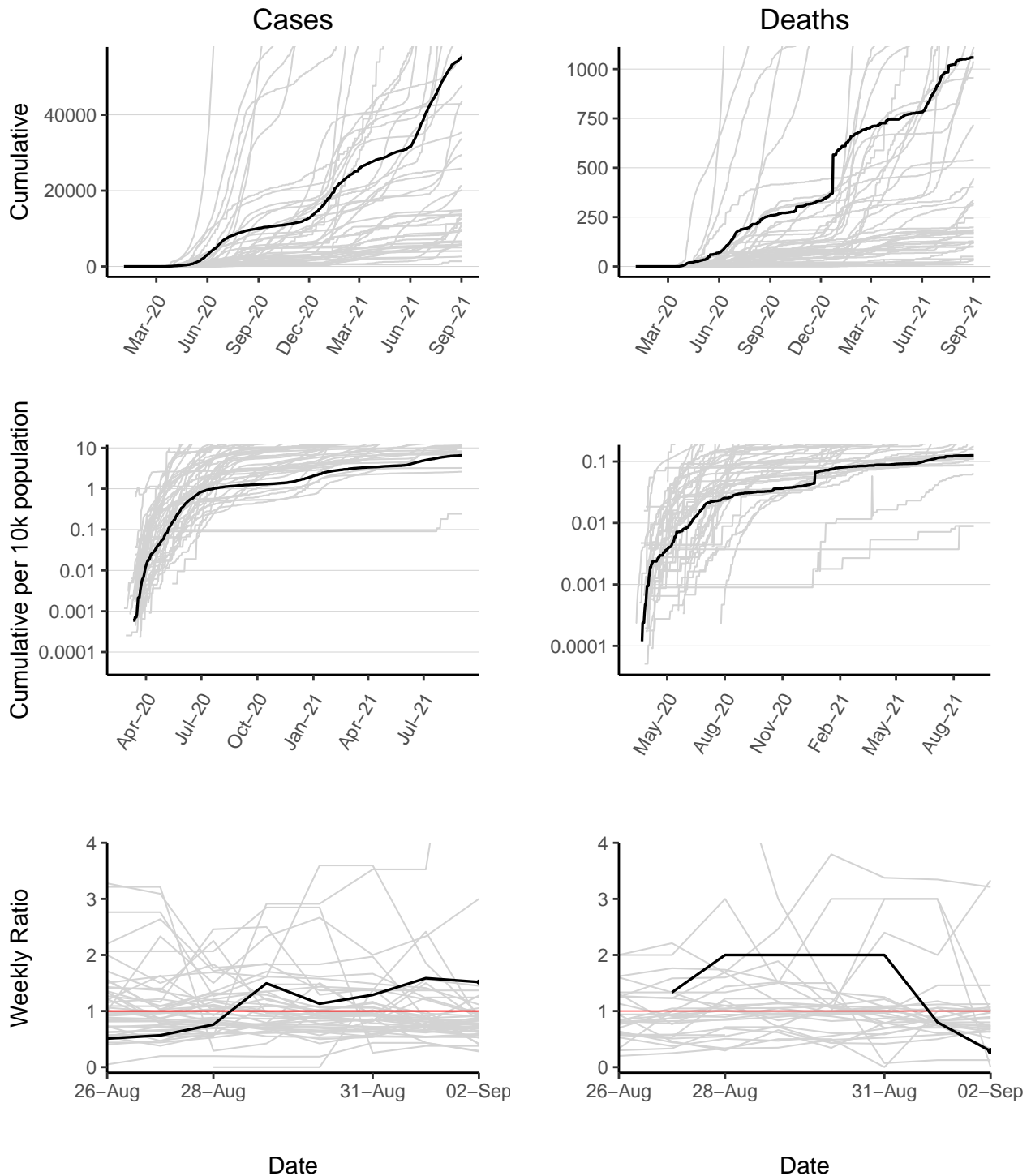
Congo has 13588 reported case(s) (31st in the region) and 183 reported death(s) (31st). Cumulative counts per 10,000 population of reported cases and deaths are 26 (28th) and 0.35 (29th) respectively. The weekly ratio of reported cases over the last 2 weeks is 0.41 (43rd). The weekly ratio of reported deaths over the last 2 weeks is 0 (31st).

Cote d'Ivoire



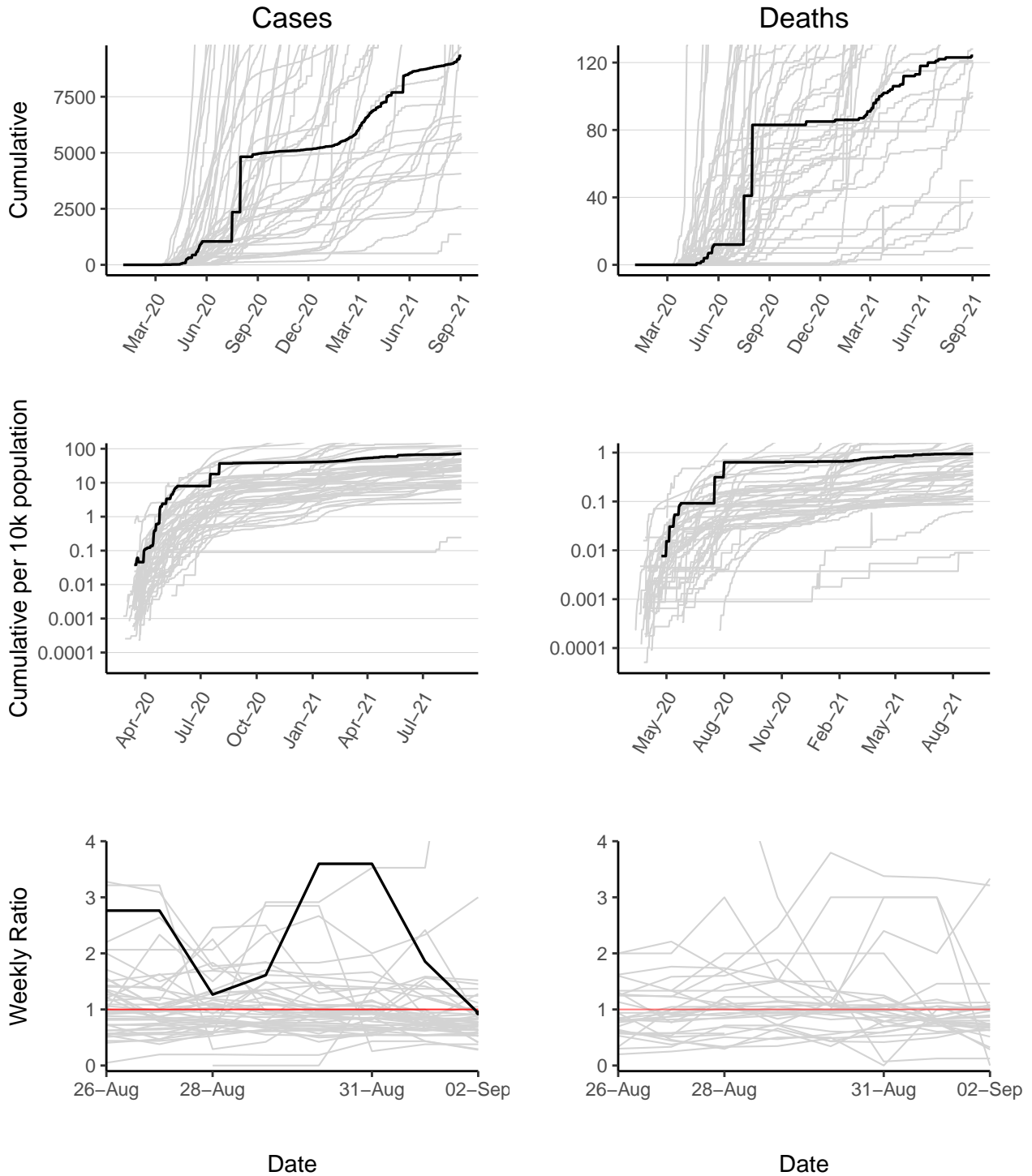
Cote d'Ivoire has 56148 reported case(s) (17th in the region) and 445 reported death(s) (23rd). Cumulative counts per 10,000 population of reported cases and deaths are 22 (32nd) and 0.18 (36th) respectively. The weekly ratio of reported cases over the last 2 weeks is 1.5 (4th). The weekly ratio of reported deaths over the last 2 weeks is 0.73 (17th).

Democratic Republic of the Congo



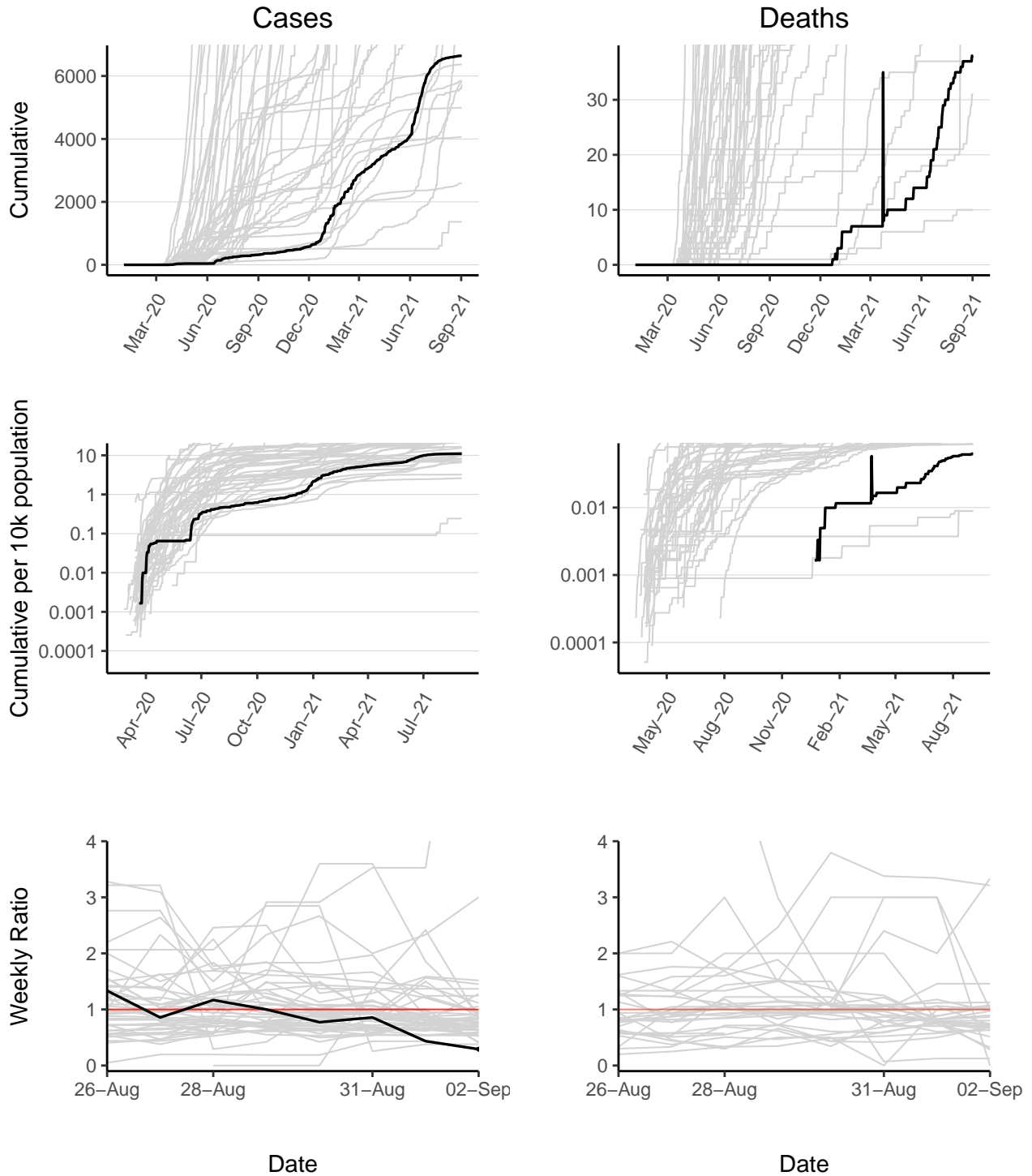
Democratic Republic of the Congo has 55146 reported case(s) (18th in the region) and 1059 reported death(s) (18th). Cumulative counts per 10,000 population of reported cases and deaths are 6.6 (44th) and 0.13 (38th) respectively. The weekly ratio of reported cases over the last 2 weeks is 1.5 (3rd). The weekly ratio of reported deaths over the last 2 weeks is 0.29 (29th).

Equatorial Guinea



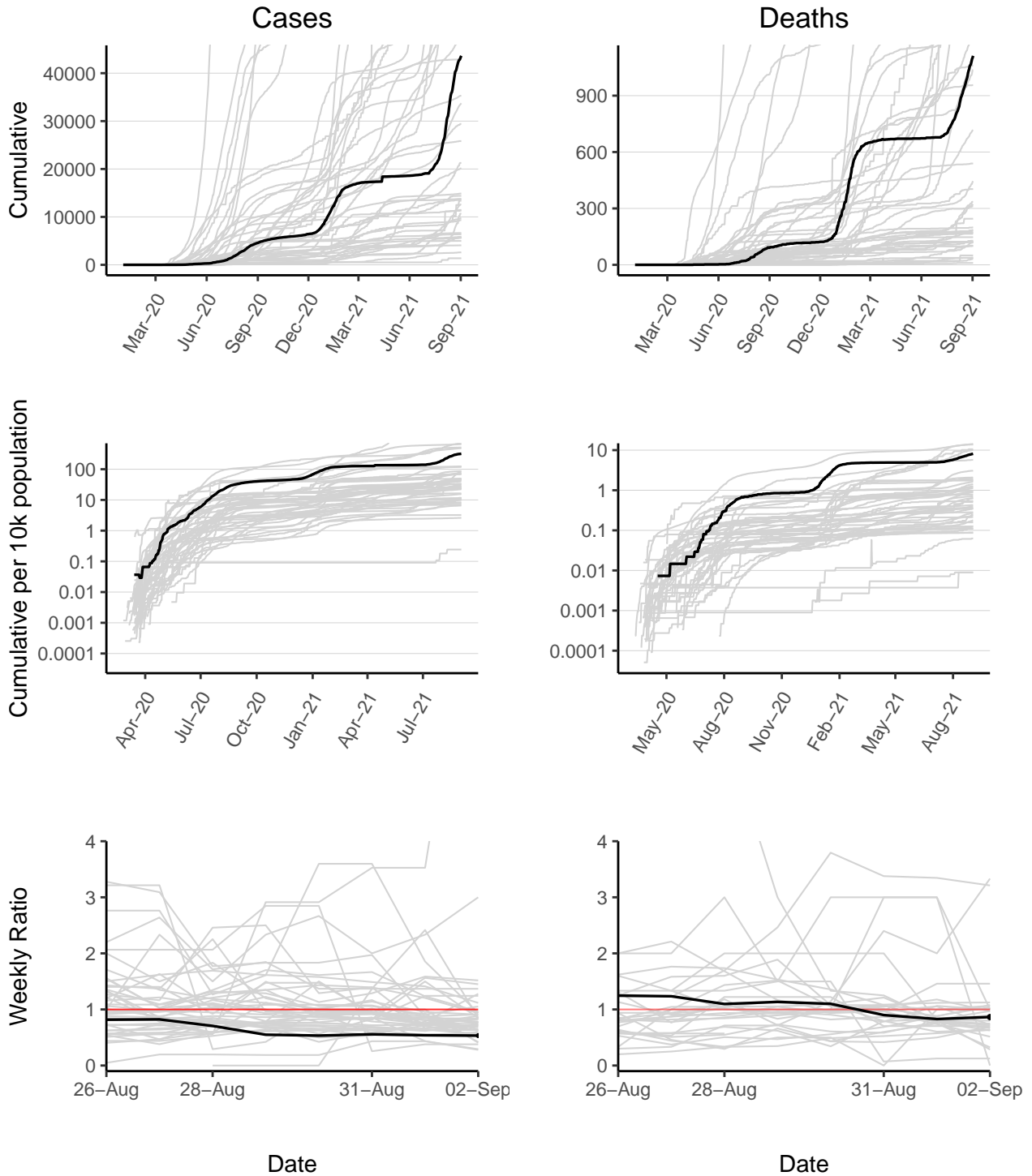
Equatorial Guinea has 9326 reported case(s) (38th in the region) and 124 reported death(s) (37th). Cumulative counts per 10,000 population of reported cases and deaths are 71 (13th) and 0.95 (17th) respectively. The weekly ratio of reported cases over the last 2 weeks is 0.94 (11th). The weekly ratio of reported deaths cannot be calculated as no new deaths have been reported in one of the last 2 weeks.

Eritrea



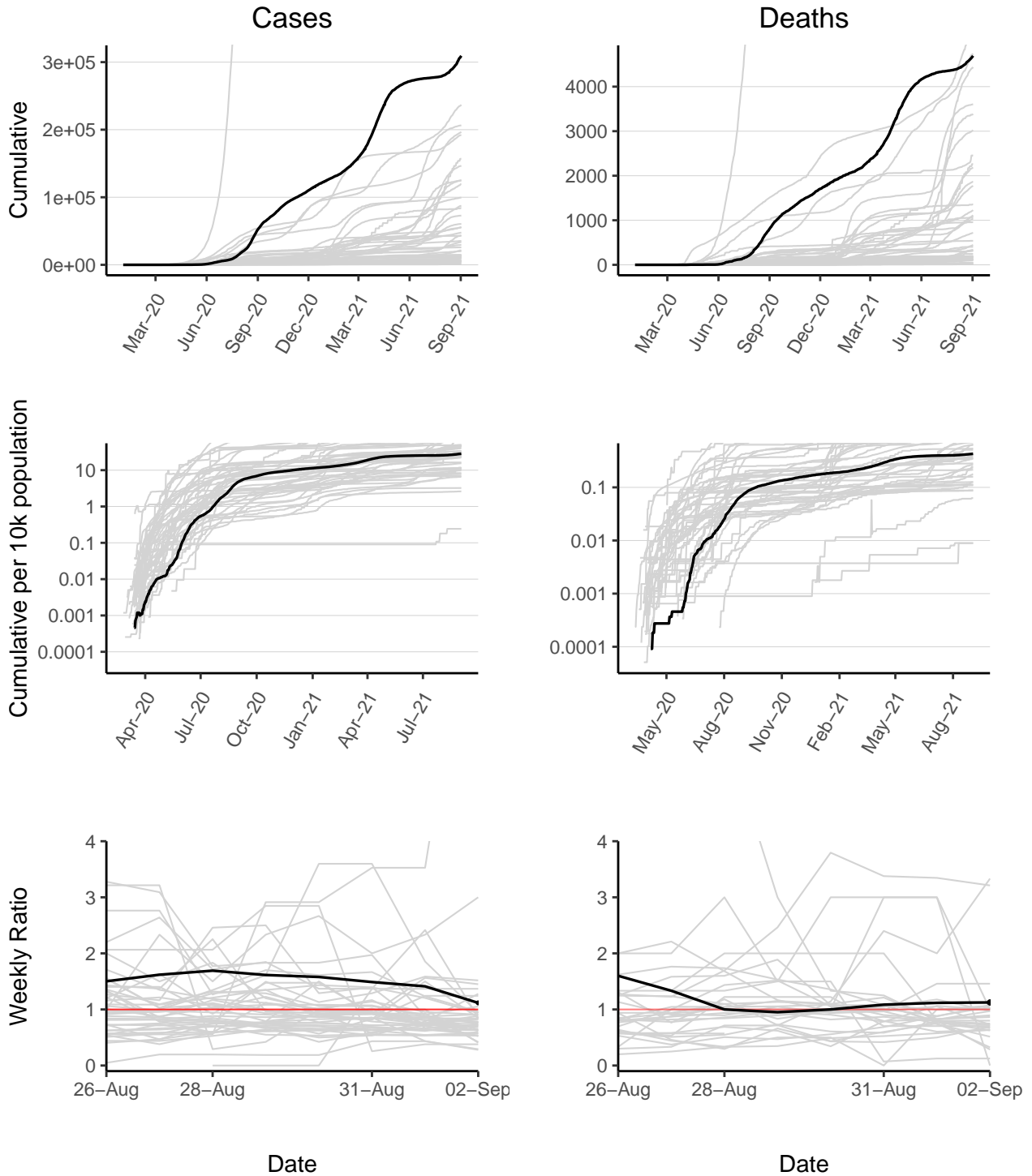
Eritrea has 6642 reported case(s) (39th in the region) and 38 reported death(s) (44th). Cumulative counts per 10,000 population of reported cases and deaths are 11 (38th) and 0.063 (45th) respectively. The weekly ratio of reported cases over the last 2 weeks is 0.29 (45th). The weekly ratio of reported deaths cannot be calculated as no new deaths have been reported in one of the last 2 weeks.

Eswatini



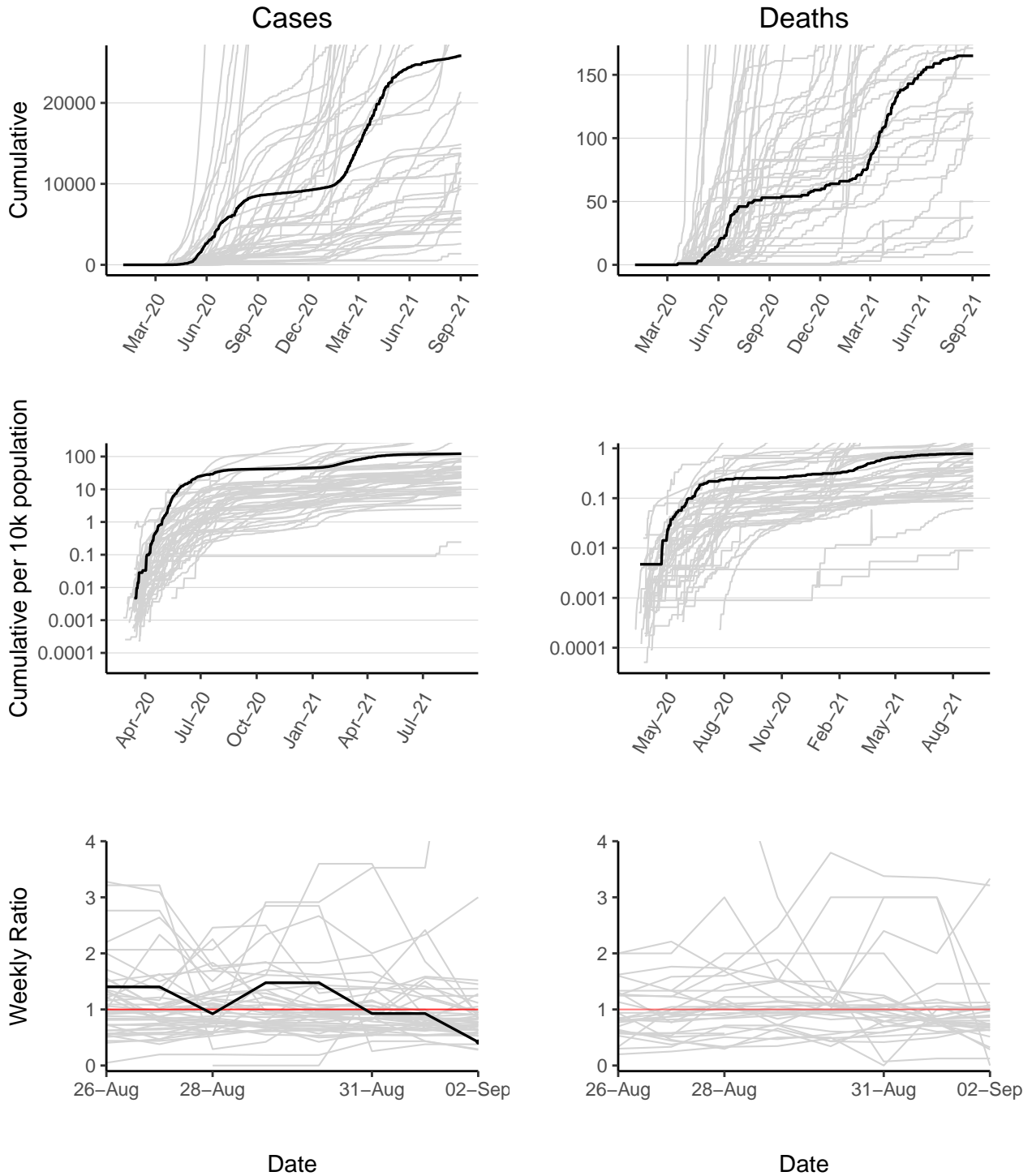
Eswatini has 43626 reported case(s) (20th in the region) and 1112 reported death(s) (16th). Cumulative counts per 10,000 population of reported cases and deaths are 320 (6th) and 8.1 (5th) respectively. The weekly ratio of reported cases over the last 2 weeks is 0.53 (39th). The weekly ratio of reported deaths over the last 2 weeks is 0.86 (14th).

Ethiopia



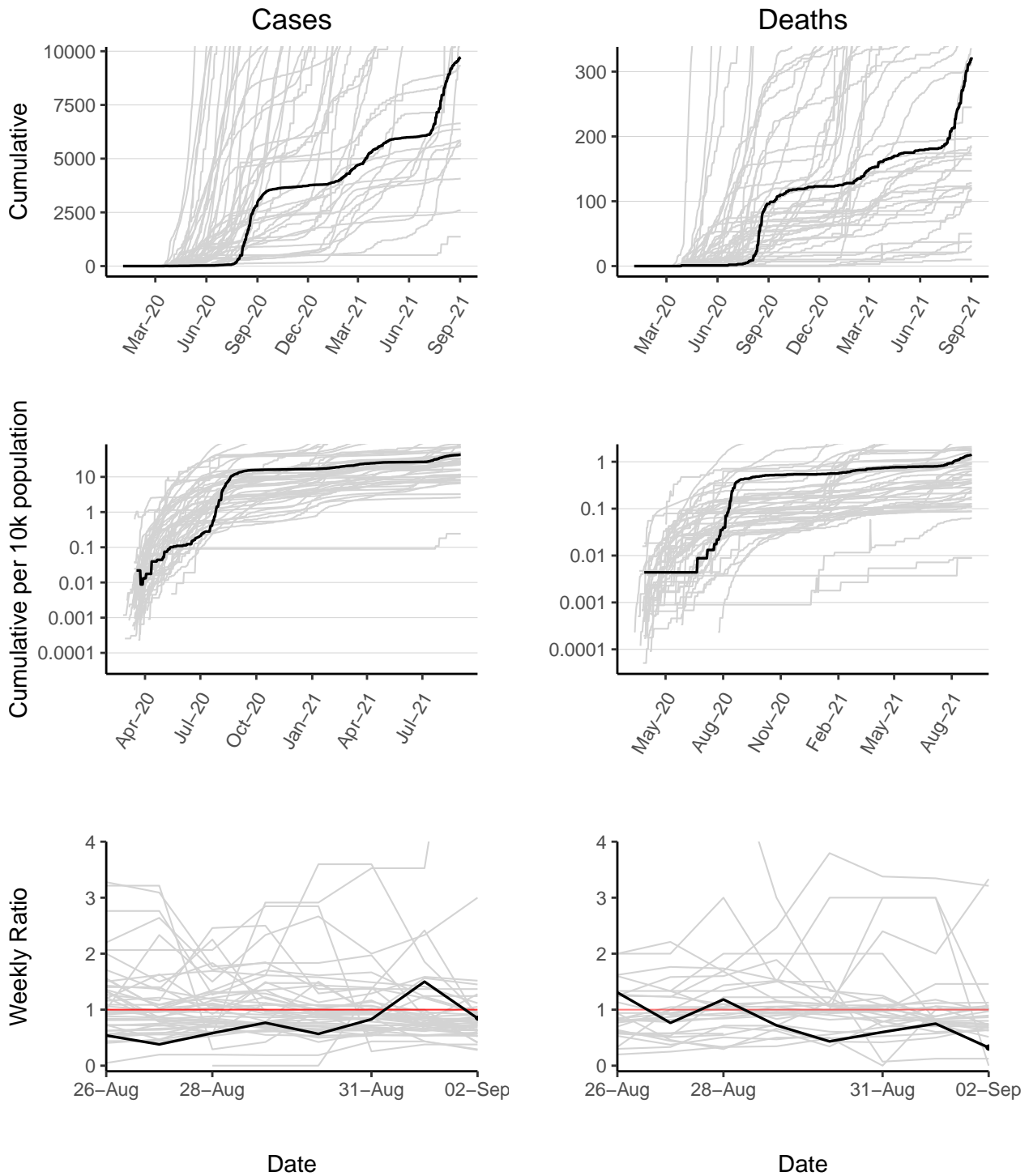
Ethiopia has 309351 reported case(s) (2nd in the region) and 4692 reported death(s) (4th). Cumulative counts per 10,000 population of reported cases and deaths are 28 (26th) and 0.43 (26th) respectively. The weekly ratio of reported cases over the last 2 weeks is 1.1 (8th). The weekly ratio of reported deaths over the last 2 weeks is 1.1 (4th).

Gabon



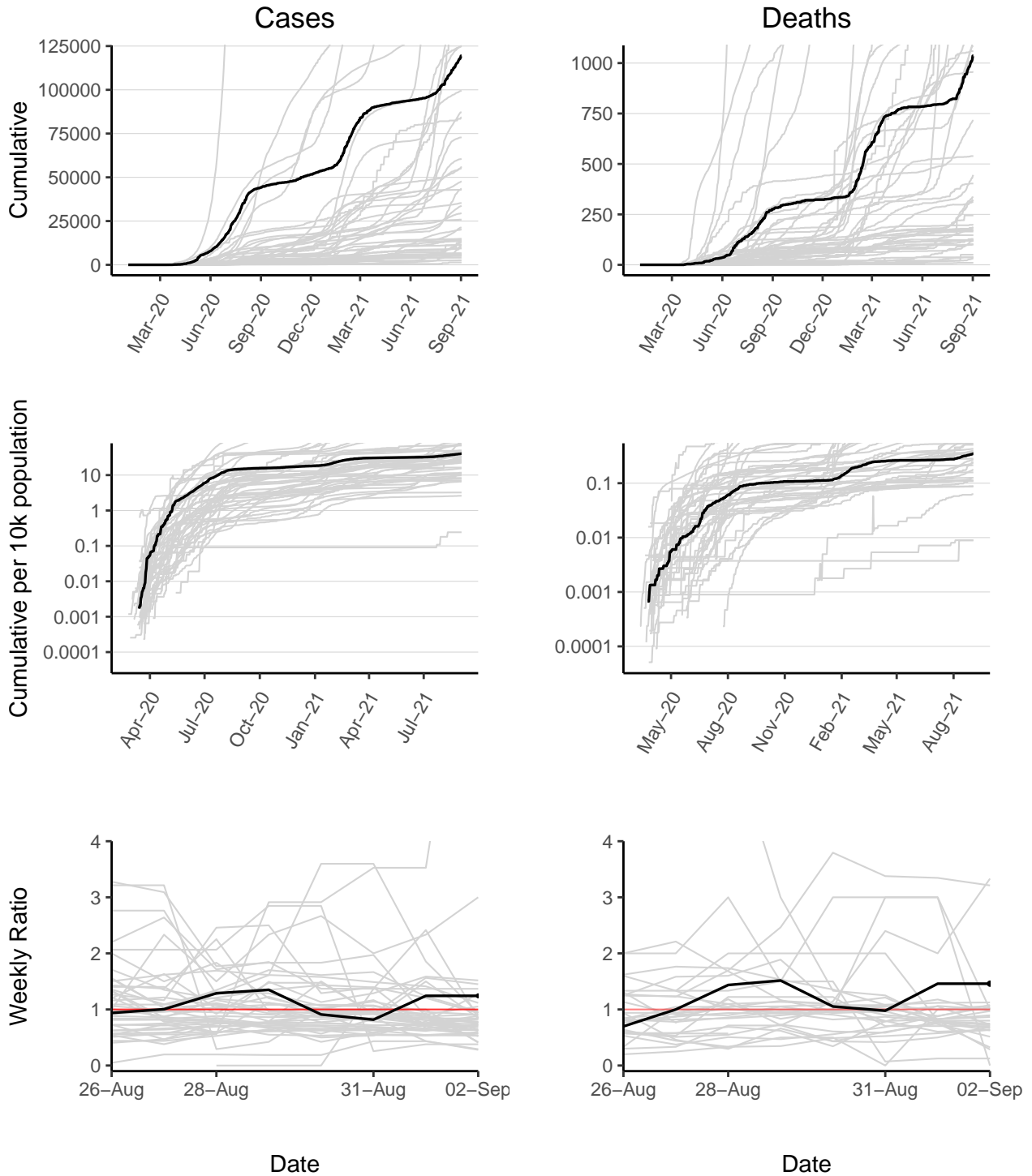
Gabon has 25819 reported case(s) (25th in the region) and 165 reported death(s) (34th). Cumulative counts per 10,000 population of reported cases and deaths are 120 (8th) and 0.78 (20th) respectively. The weekly ratio of reported cases over the last 2 weeks is 0.42 (42nd). The weekly ratio of reported deaths cannot be calculated as no new deaths have been reported in one of the last 2 weeks.

Gambia



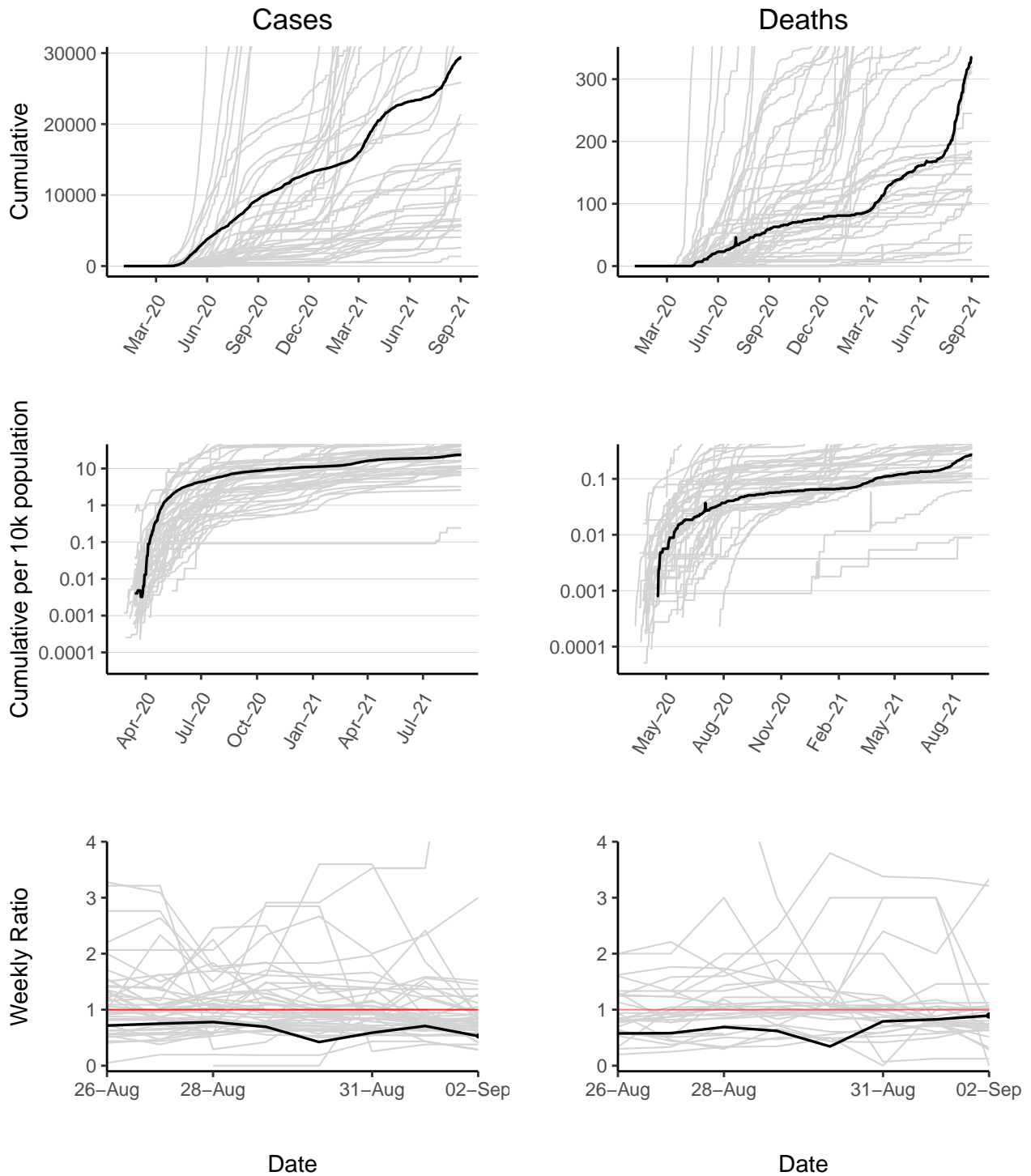
Gambia has 9715 reported case(s) (37th in the region) and 322 reported death(s) (26th). Cumulative counts per 10,000 population of reported cases and deaths are 43 (21st) and 1.4 (13th) respectively. The weekly ratio of reported cases over the last 2 weeks is 0.85 (17th). The weekly ratio of reported deaths over the last 2 weeks is 0.32 (28th).

Ghana



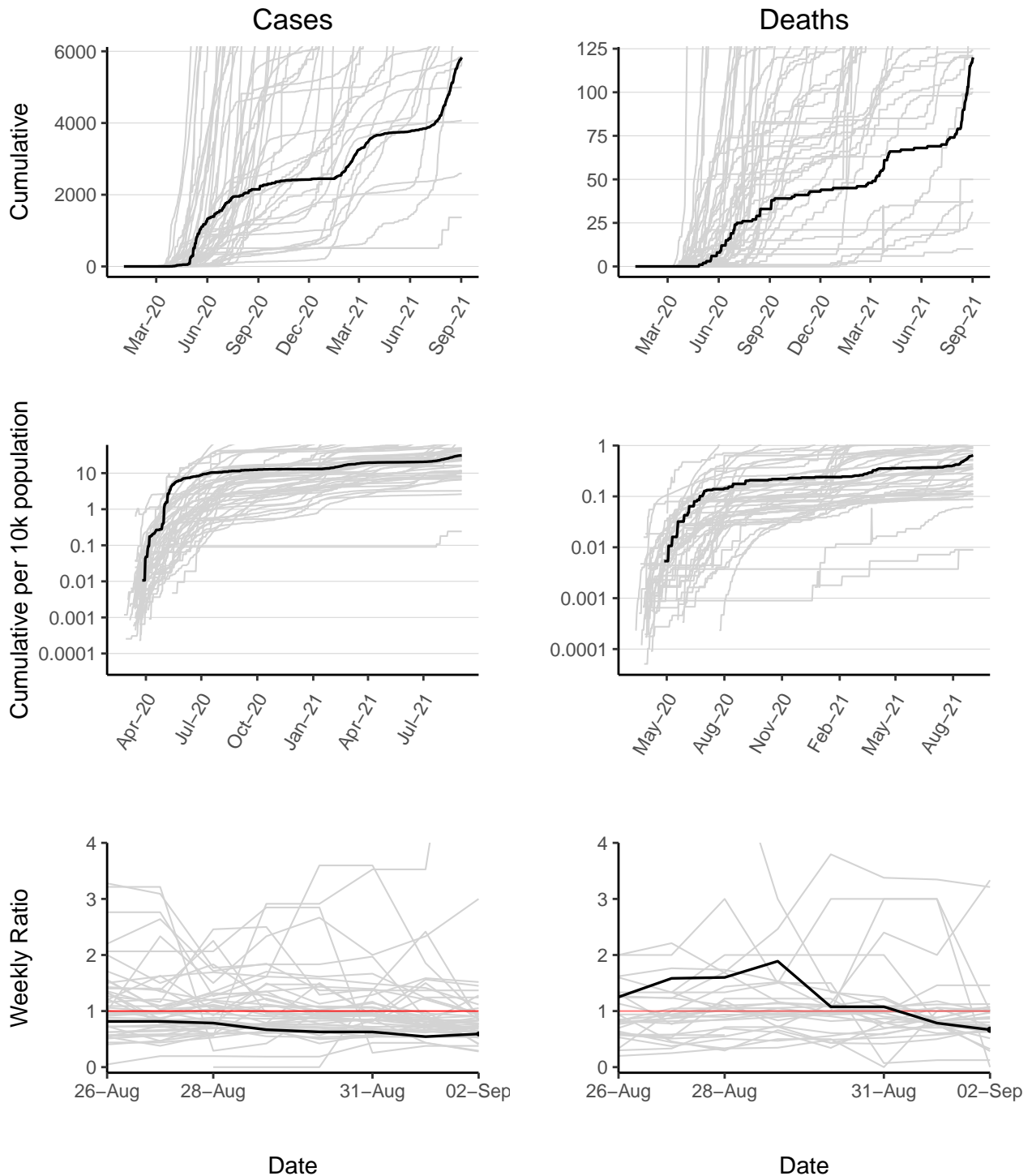
Ghana has 119436 reported case(s) (11th in the region) and 1036 reported death(s) (19th). Cumulative counts per 10,000 population of reported cases and deaths are 40 (22nd) and 0.35 (30th) respectively. The weekly ratio of reported cases over the last 2 weeks is 1.2 (7th). The weekly ratio of reported deaths over the last 2 weeks is 1.5 (3rd).

Guinea



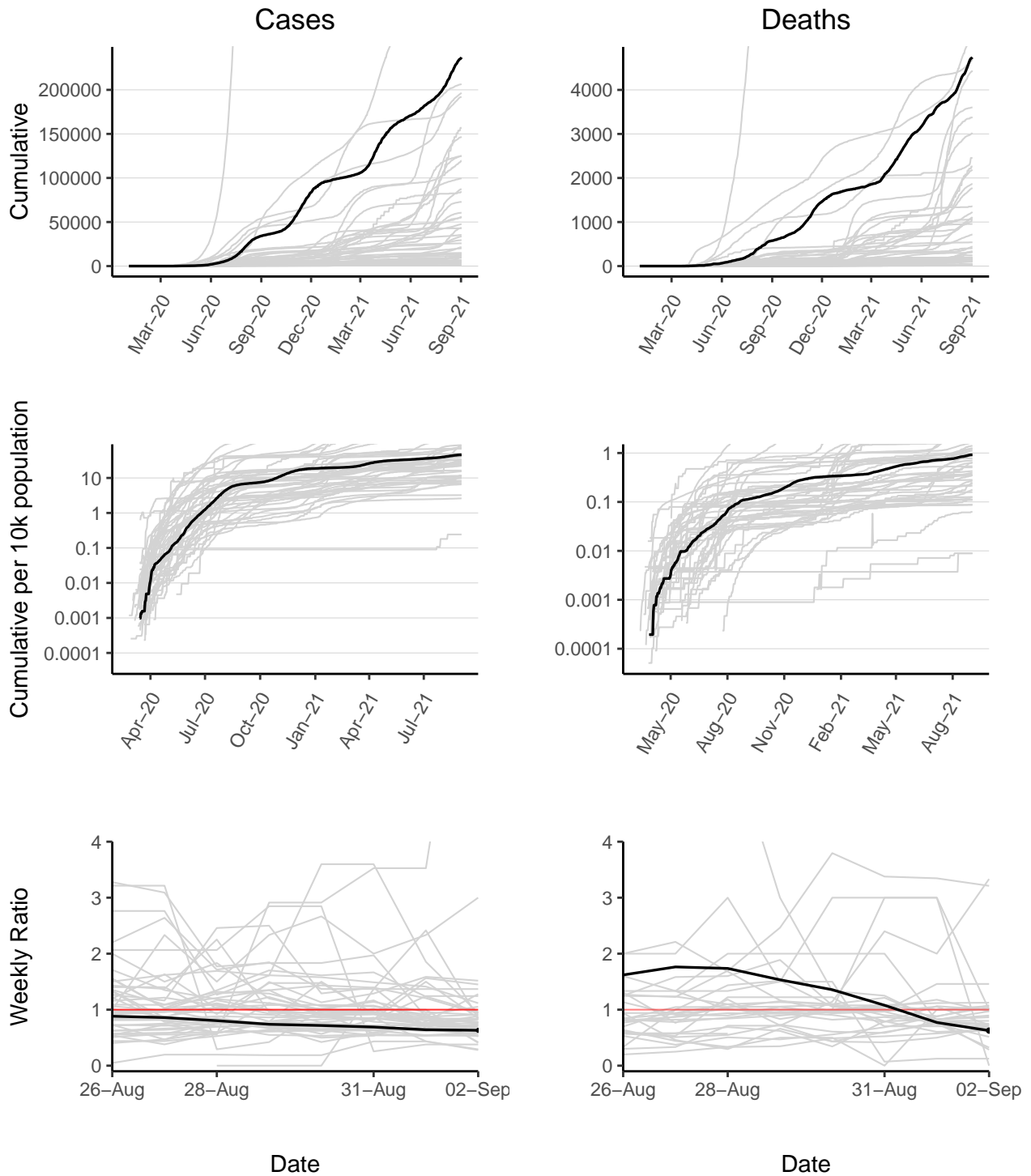
Guinea has 29400 reported case(s) (24th in the region) and 335 reported death(s) (25th). Cumulative counts per 10,000 population of reported cases and deaths are 24 (30th) and 0.27 (32nd) respectively. The weekly ratio of reported cases over the last 2 weeks is 0.53 (40th). The weekly ratio of reported deaths over the last 2 weeks is 0.89 (13th).

Guinea-Bissau



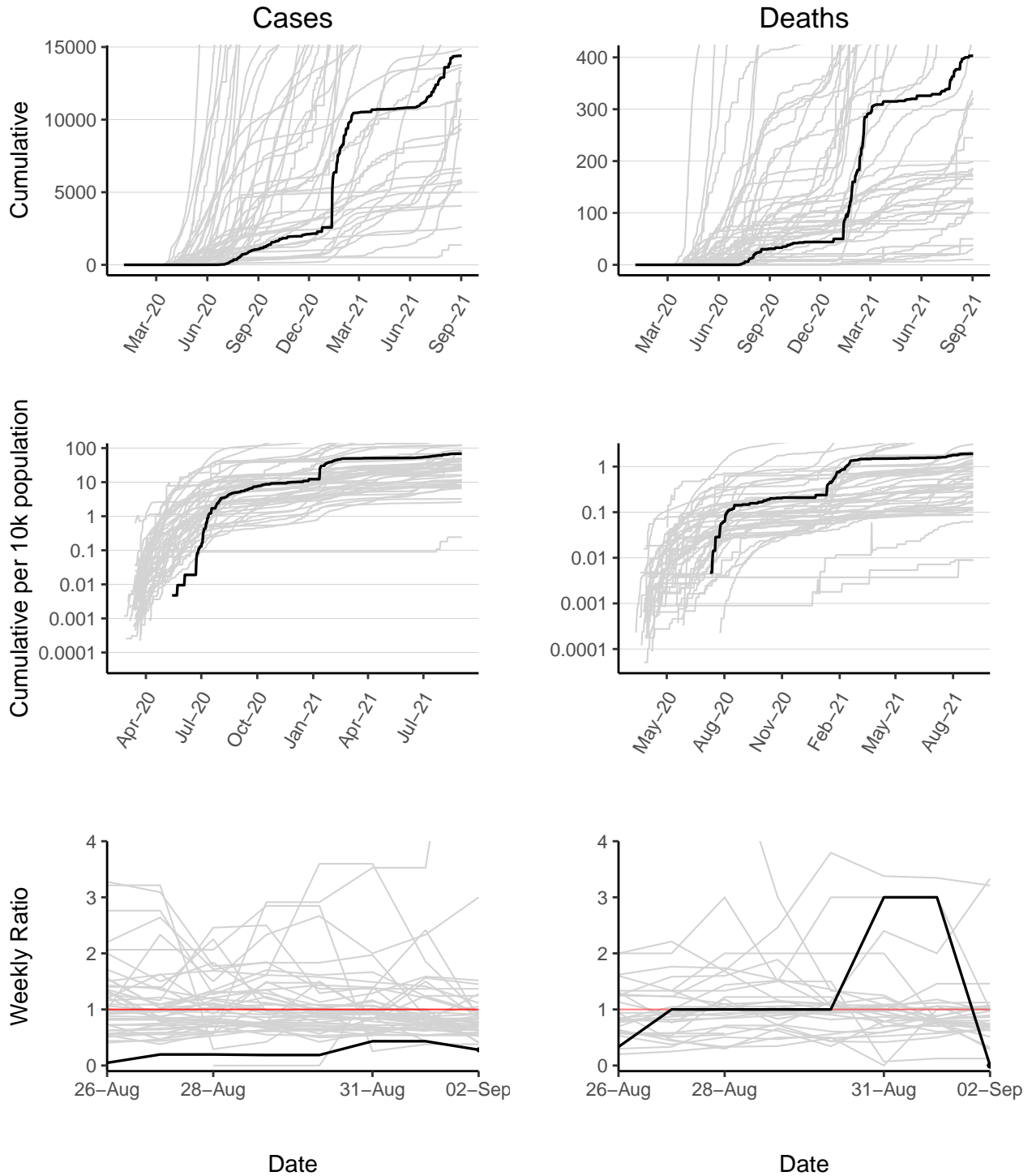
Guinea-Bissau has 5829 reported case(s) (42nd in the region) and 120 reported death(s) (39th). Cumulative counts per 10,000 population of reported cases and deaths are 31 (25th) and 0.64 (22nd) respectively. The weekly ratio of reported cases over the last 2 weeks is 0.59 (36th). The weekly ratio of reported deaths over the last 2 weeks is 0.67 (21st).

Kenya



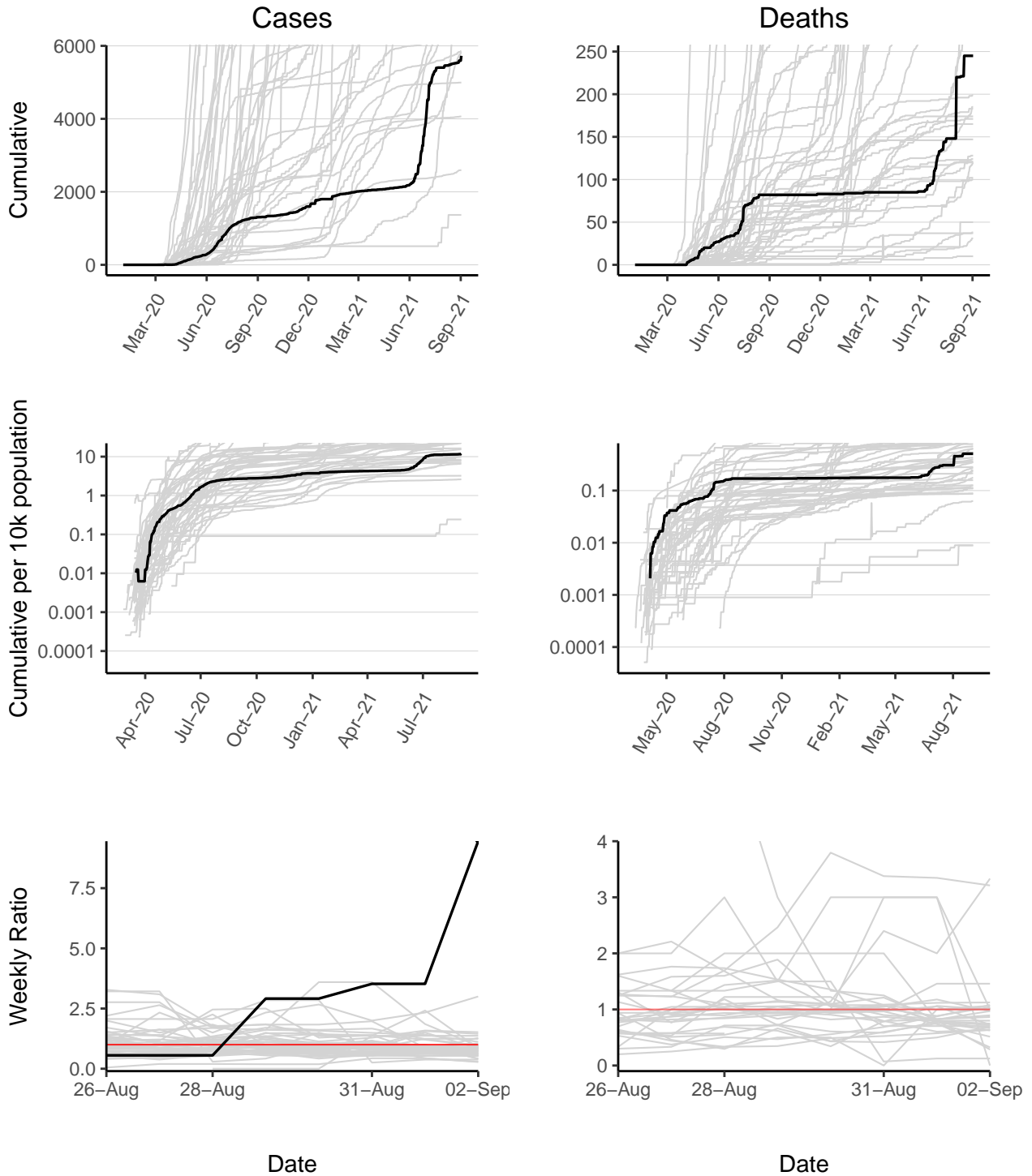
Kenya has 236881 reported case(s) (3rd in the region) and 4739 reported death(s) (3rd). Cumulative counts per 10,000 population of reported cases and deaths are 46 (19th) and 0.92 (18th) respectively. The weekly ratio of reported cases over the last 2 weeks is 0.63 (33rd). The weekly ratio of reported deaths over the last 2 weeks is 0.63 (24th).

Lesotho



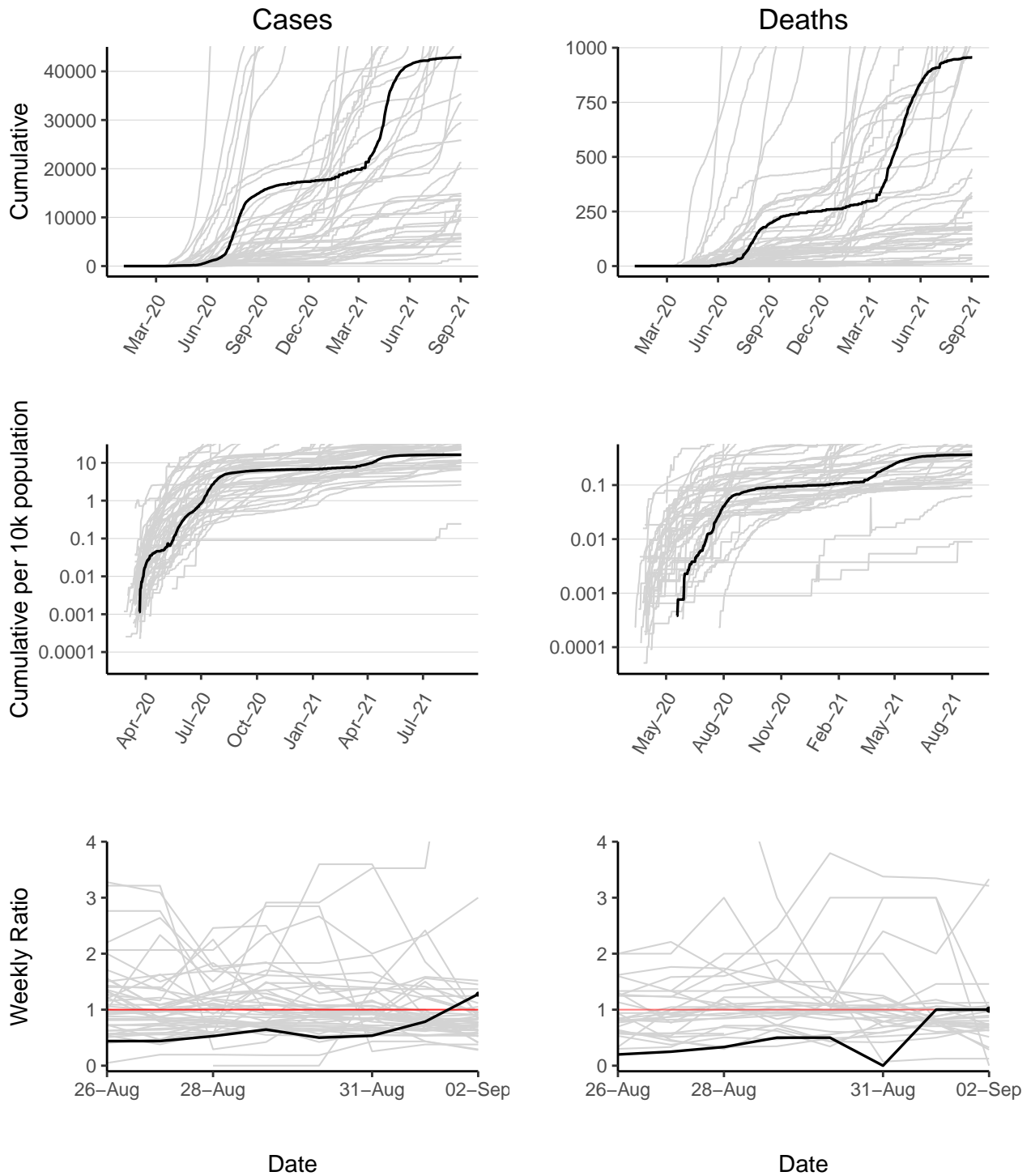
Lesotho has 14395 reported case(s) (29th in the region) and 403 reported death(s) (24th). Cumulative counts per 10,000 population of reported cases and deaths are 68 (15th) and 1.9 (9th) respectively. The weekly ratio of reported cases over the last 2 weeks is 0.28 (46th). The weekly ratio of reported deaths over the last 2 weeks is 0 (32nd).

Liberia



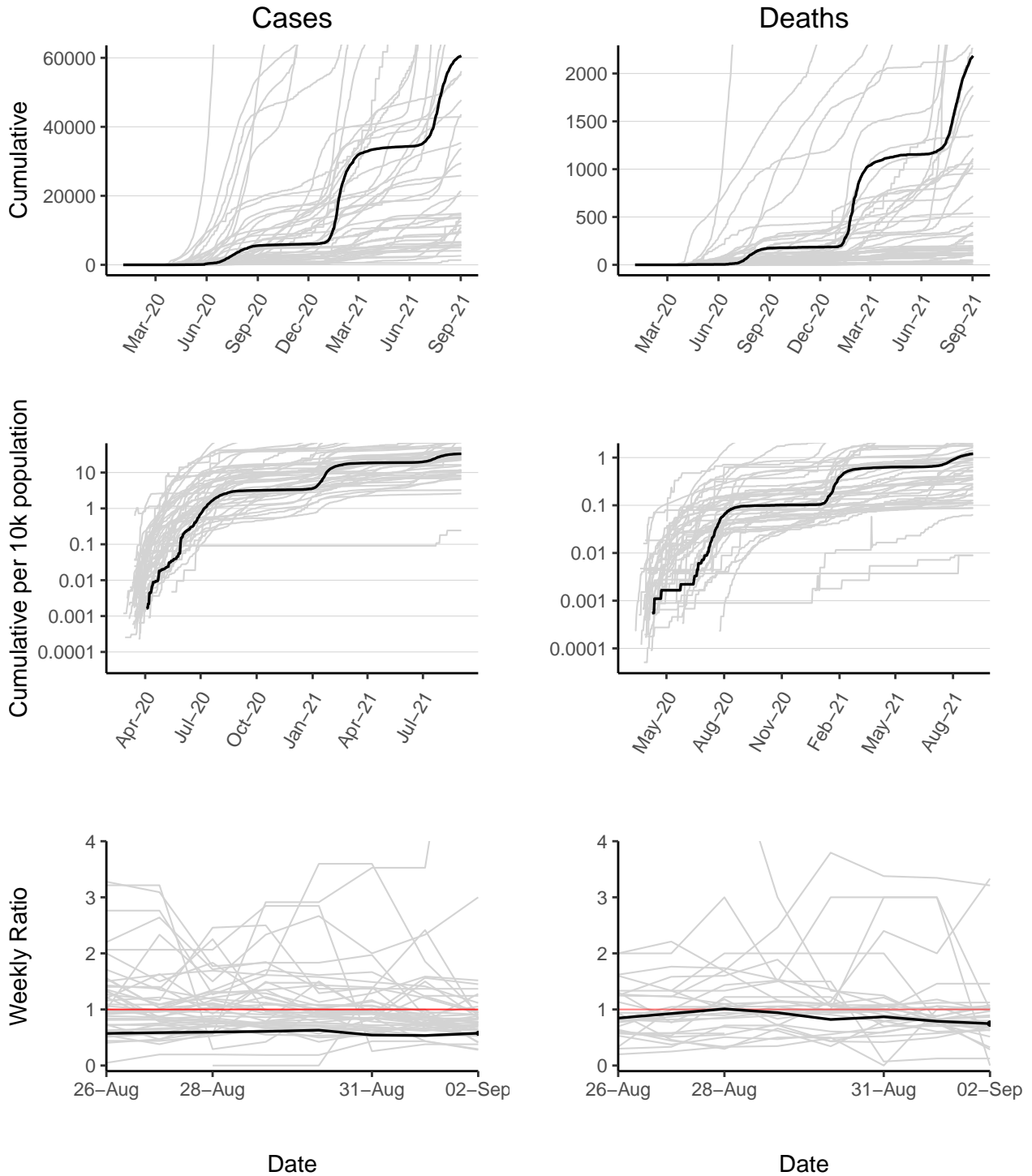
Liberia has 5727 reported case(s) (43rd in the region) and 245 reported death(s) (28th). Cumulative counts per 10,000 population of reported cases and deaths are 12 (35th) and 0.51 (25th) respectively. The weekly ratio of reported cases over the last 2 weeks is 9.5 (1st). The weekly ratio of reported deaths cannot be calculated as no new deaths have been reported in one of the last 2 weeks.

Madagascar



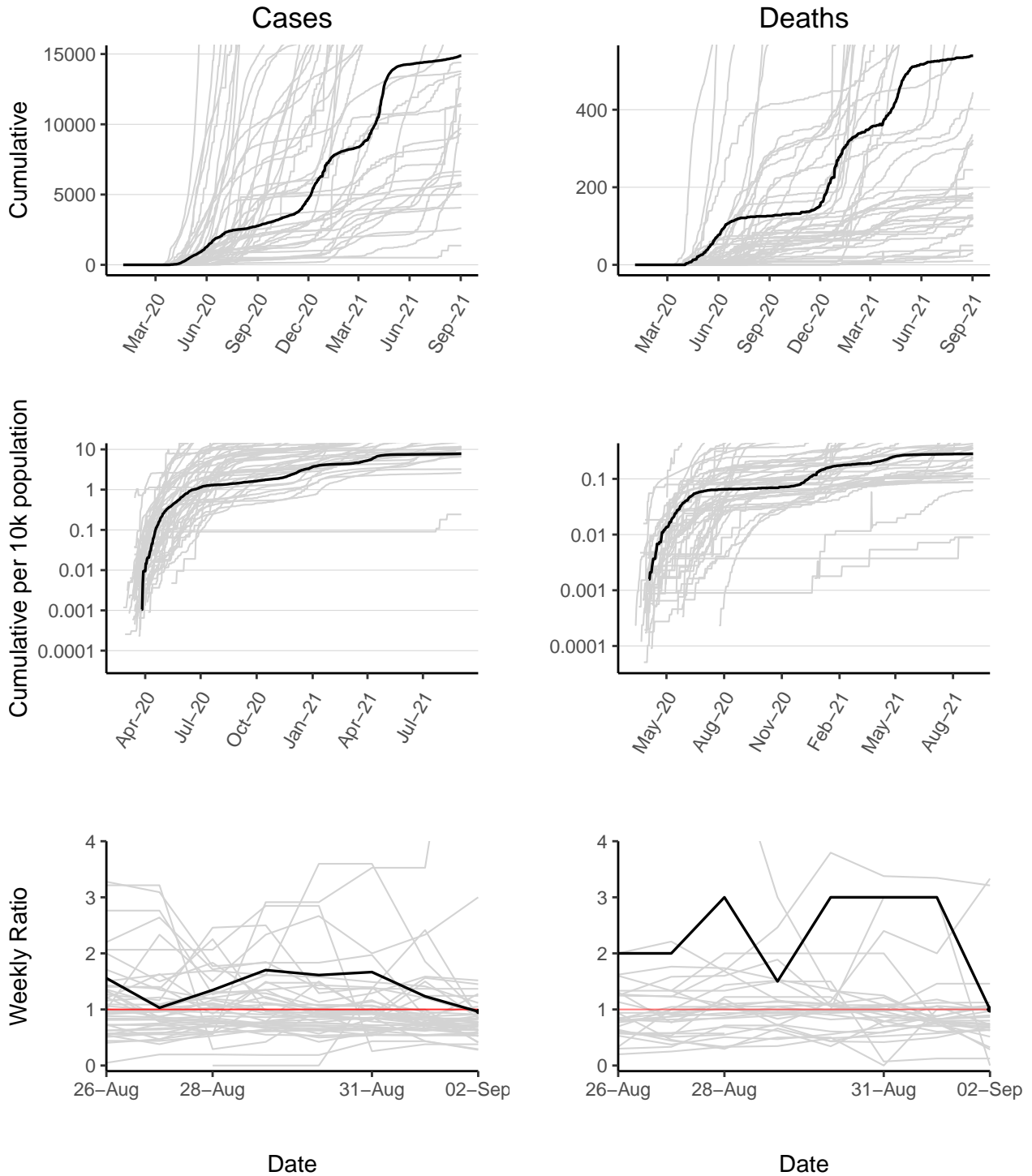
Madagascar has 42873 reported case(s) (21st in the region) and 956 reported death(s) (20th). Cumulative counts per 10,000 population of reported cases and deaths are 16 (33rd) and 0.36 (28th) respectively. The weekly ratio of reported cases over the last 2 weeks is 1.3 (6th). The weekly ratio of reported deaths over the last 2 weeks is 1 (9th).

Malawi



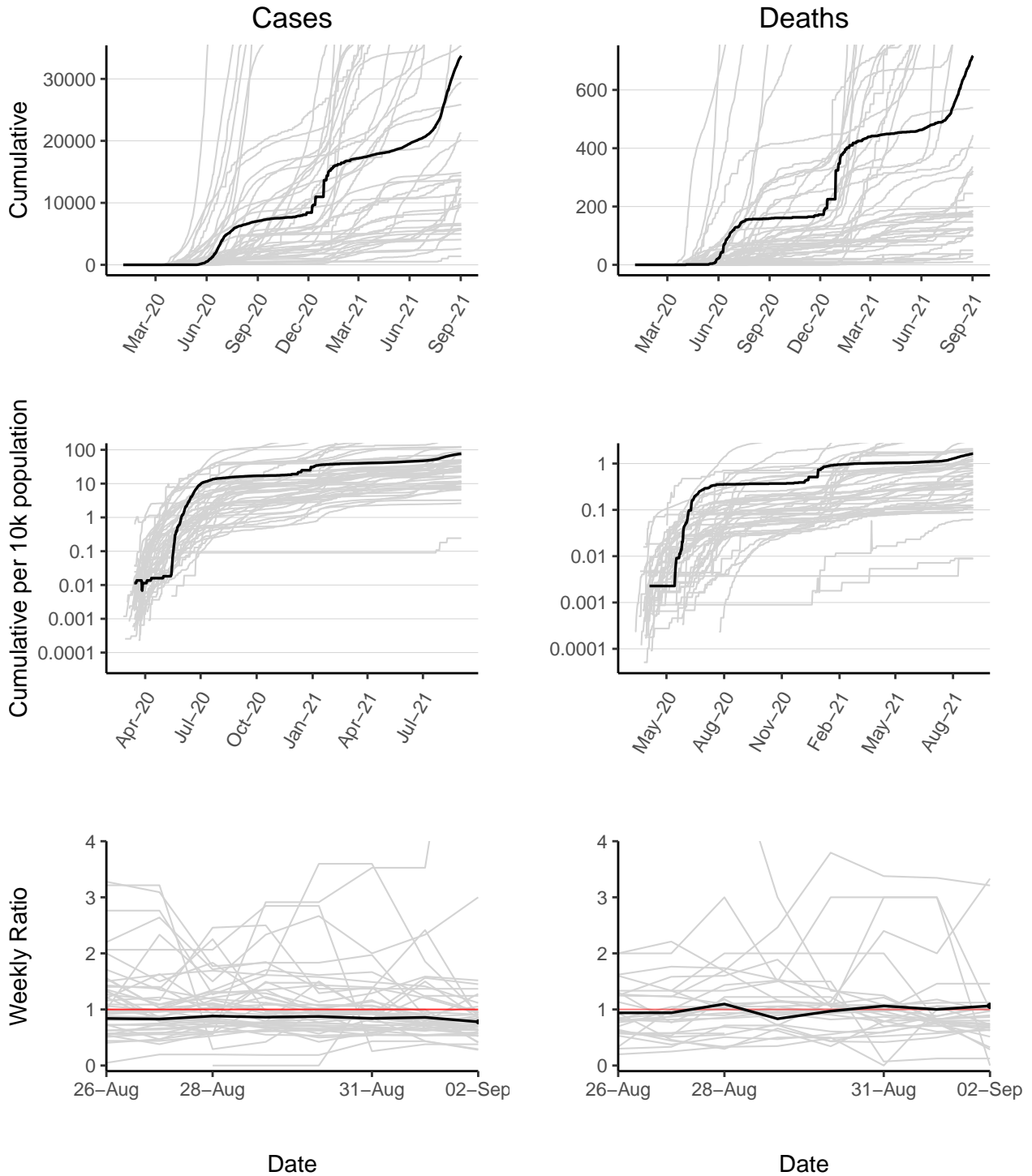
Malawi has 60583 reported case(s) (16th in the region) and 2185 reported death(s) (11th). Cumulative counts per 10,000 population of reported cases and deaths are 33 (24th) and 1.2 (15th) respectively. The weekly ratio of reported cases over the last 2 weeks is 0.58 (37th). The weekly ratio of reported deaths over the last 2 weeks is 0.75 (16th).

Mali



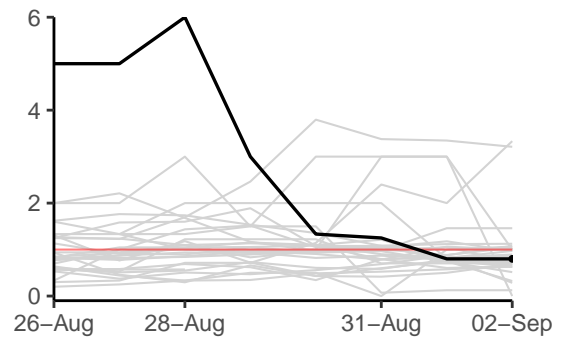
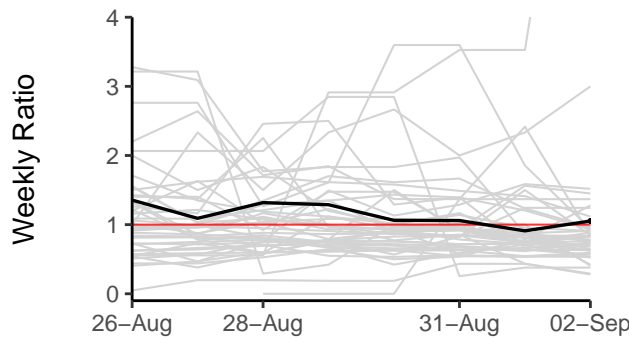
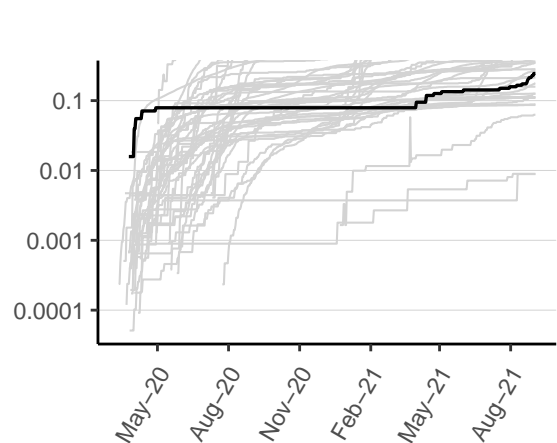
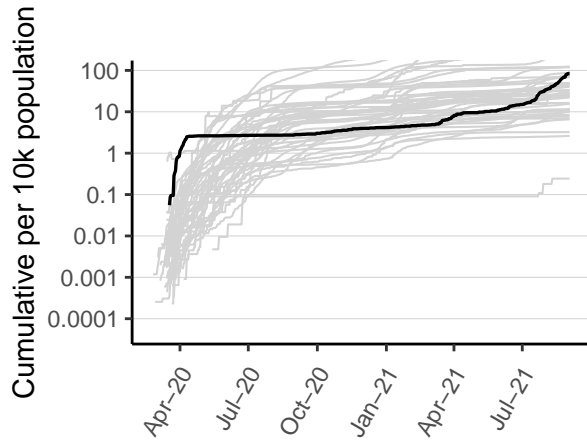
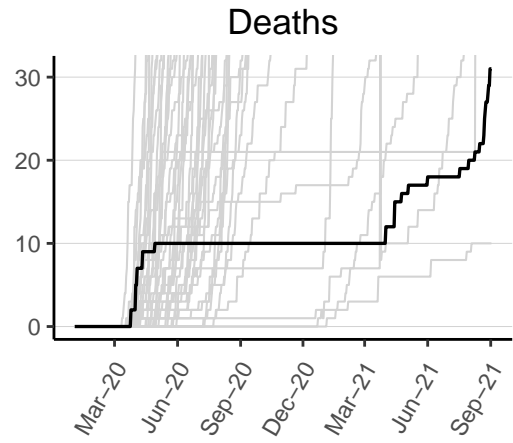
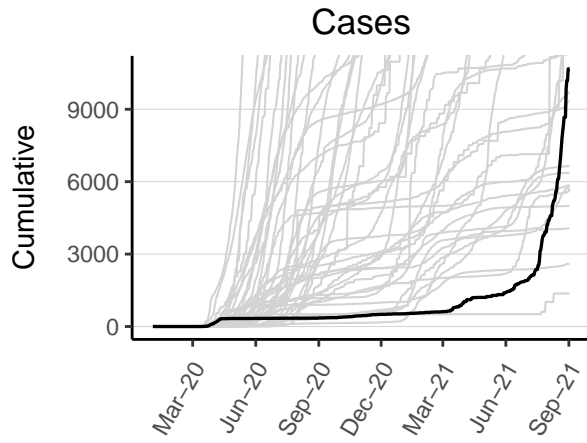
Mali has 14874 reported case(s) (28th in the region) and 539 reported death(s) (22nd). Cumulative counts per 10,000 population of reported cases and deaths are 7.8 (42nd) and 0.28 (31st) respectively. The weekly ratio of reported cases over the last 2 weeks is 0.96 (10th). The weekly ratio of reported deaths over the last 2 weeks is 1 (10th).

Mauritania



Mauritania has 33725 reported case(s) (23rd in the region) and 717 reported death(s) (21st). Cumulative counts per 10,000 population of reported cases and deaths are 77 (12th) and 1.6 (12th) respectively. The weekly ratio of reported cases over the last 2 weeks is 0.78 (24th). The weekly ratio of reported deaths over the last 2 weeks is 1.1 (6th).

Mauritius

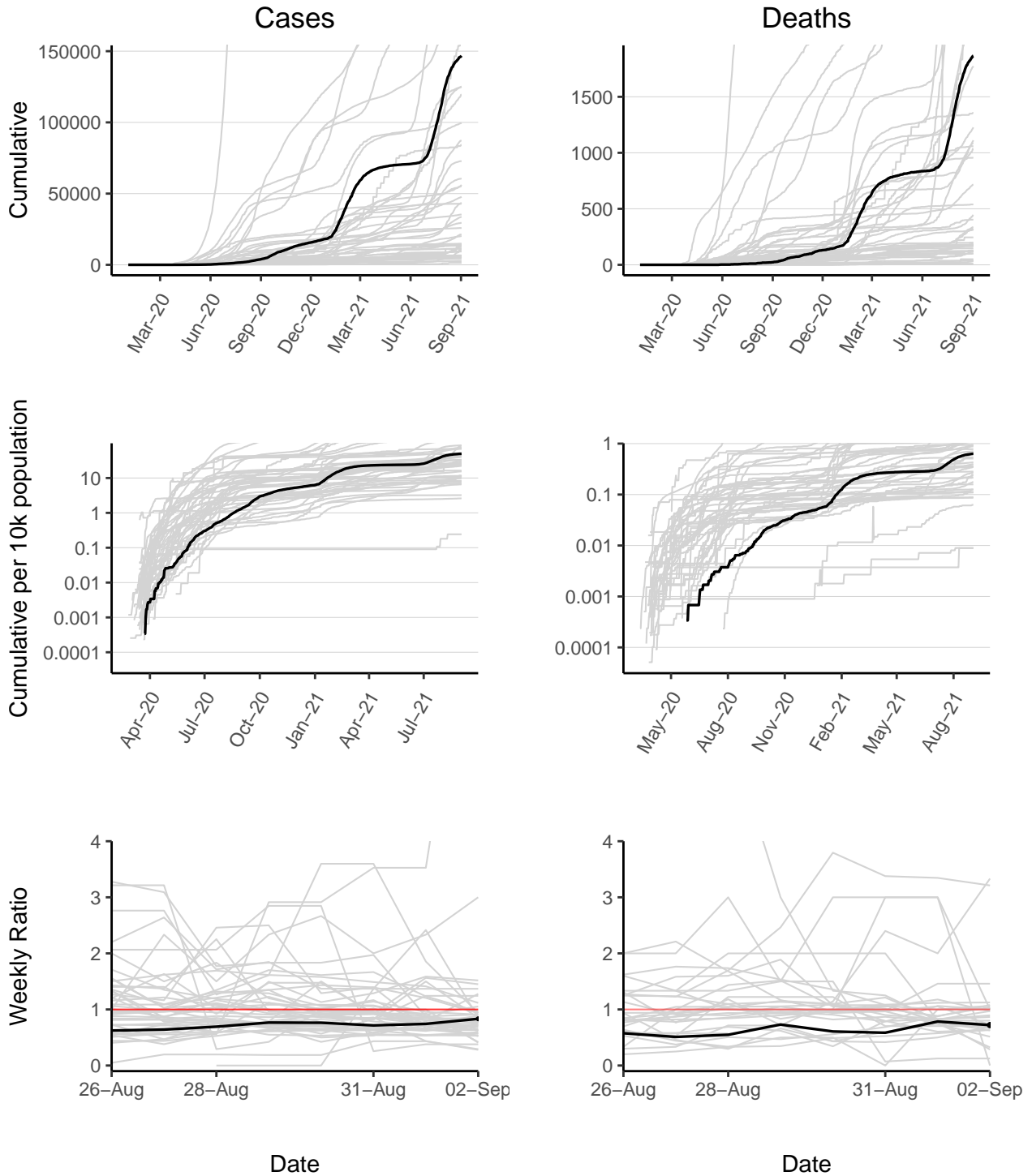


Date

Date

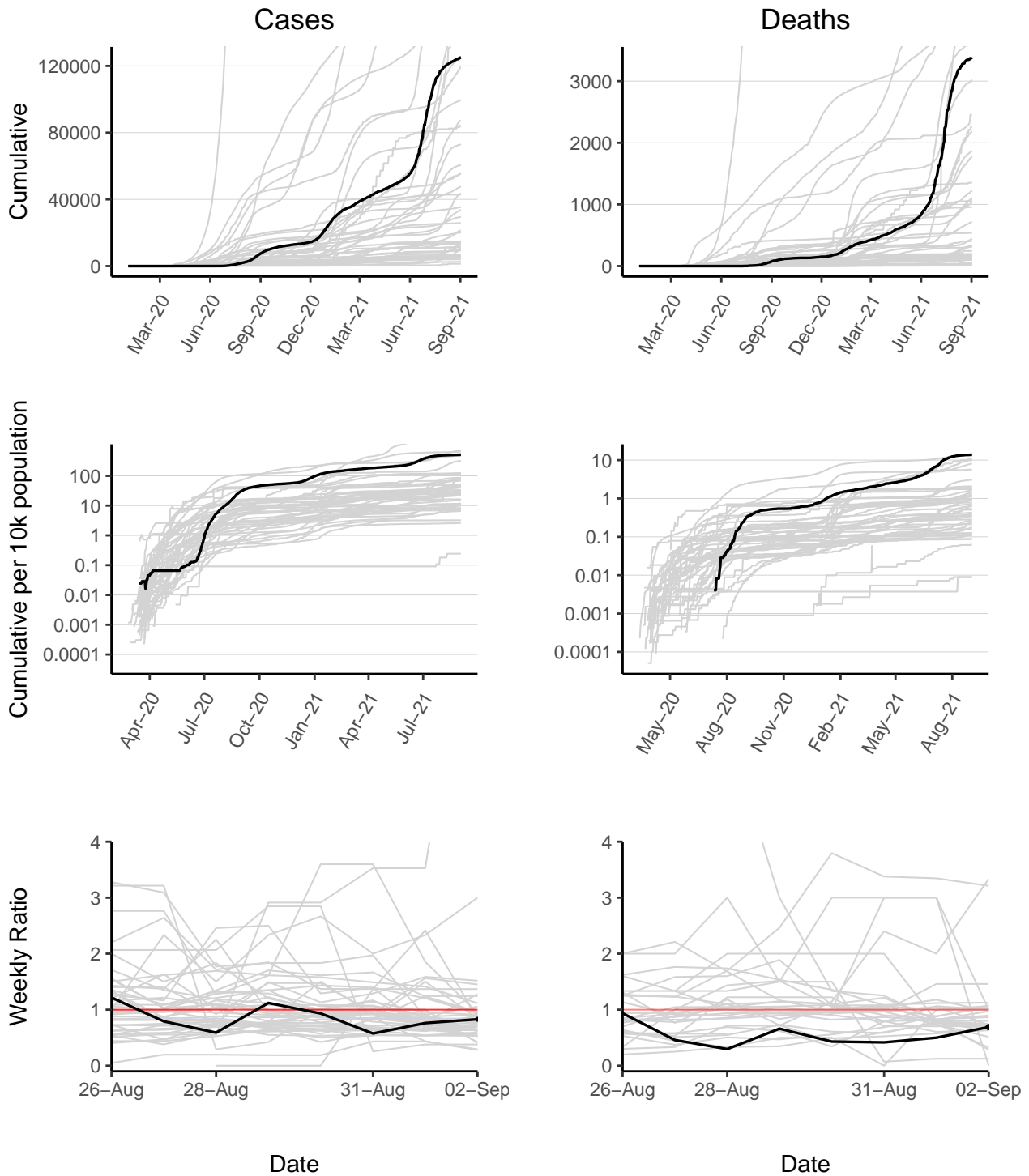
Mauritius has 10676 reported case(s) (36th in the region) and 31 reported death(s) (46th). Cumulative counts per 10,000 population of reported cases and deaths are 84 (11th) and 0.25 (33rd) respectively. The weekly ratio of reported cases over the last 2 weeks is 1.1 (9th). The weekly ratio of reported deaths over the last 2 weeks is 0.8 (15th).

Mozambique



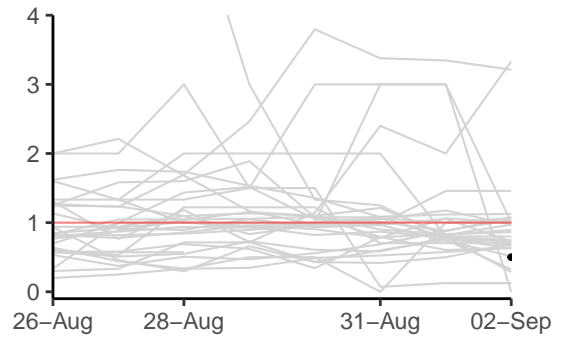
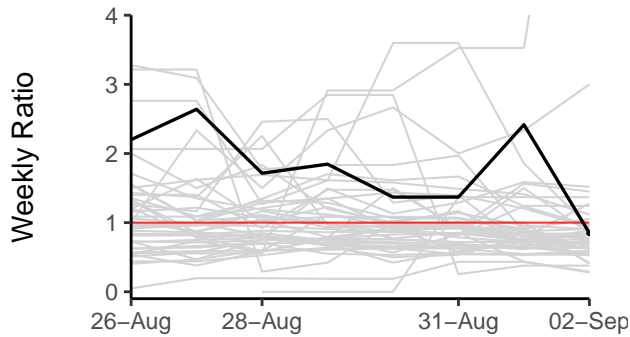
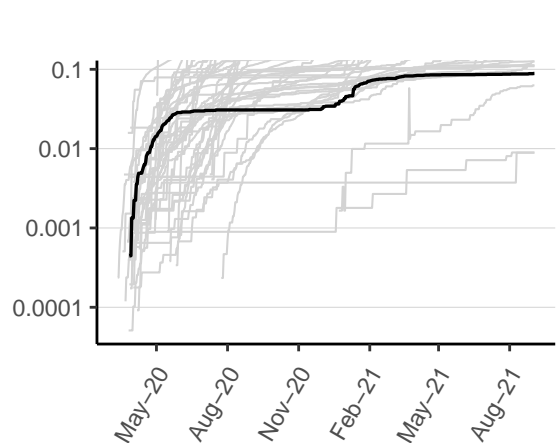
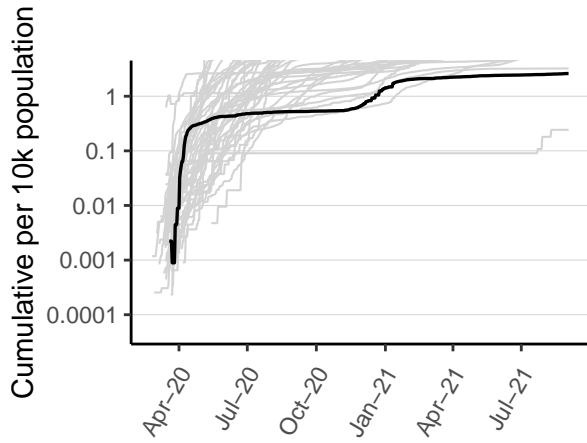
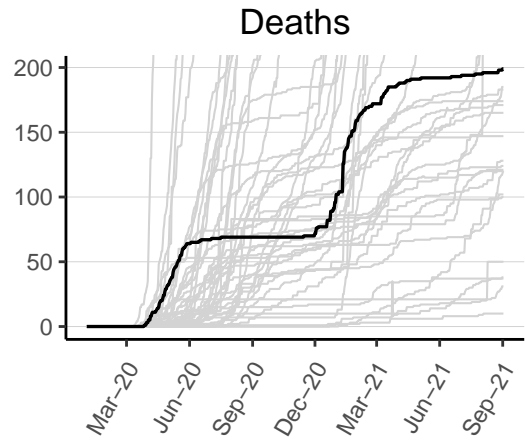
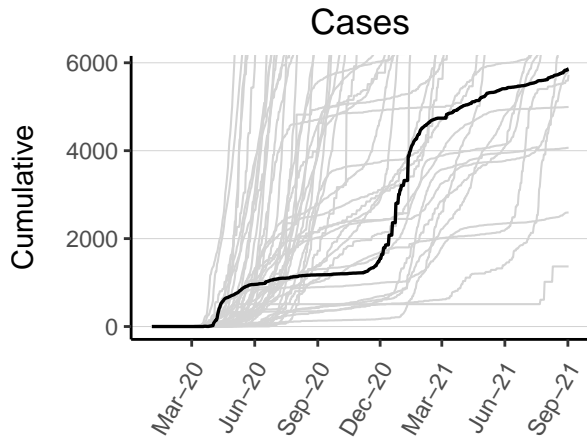
Mozambique has 146754 reported case(s) (8th in the region) and 1866 reported death(s) (12th). Cumulative counts per 10,000 population of reported cases and deaths are 50 (16th) and 0.63 (23rd) respectively. The weekly ratio of reported cases over the last 2 weeks is 0.83 (20th). The weekly ratio of reported deaths over the last 2 weeks is 0.72 (18th).

Namibia



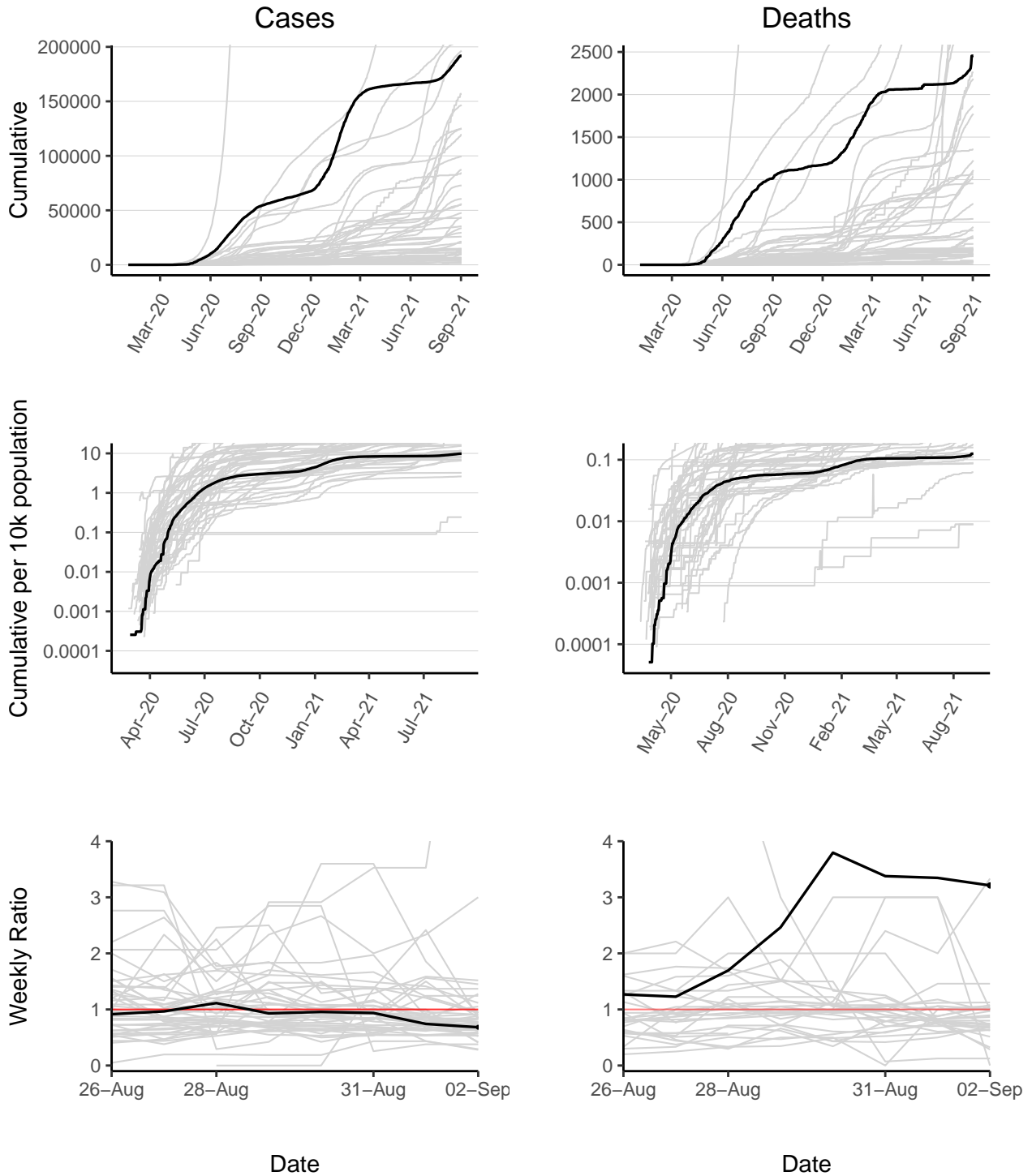
Namibia has 125136 reported case(s) (9th in the region) and 3386 reported death(s) (7th). Cumulative counts per 10,000 population of reported cases and deaths are 510 (4th) and 14 (2nd) respectively. The weekly ratio of reported cases over the last 2 weeks is 0.83 (21st). The weekly ratio of reported deaths over the last 2 weeks is 0.69 (20th).

Niger



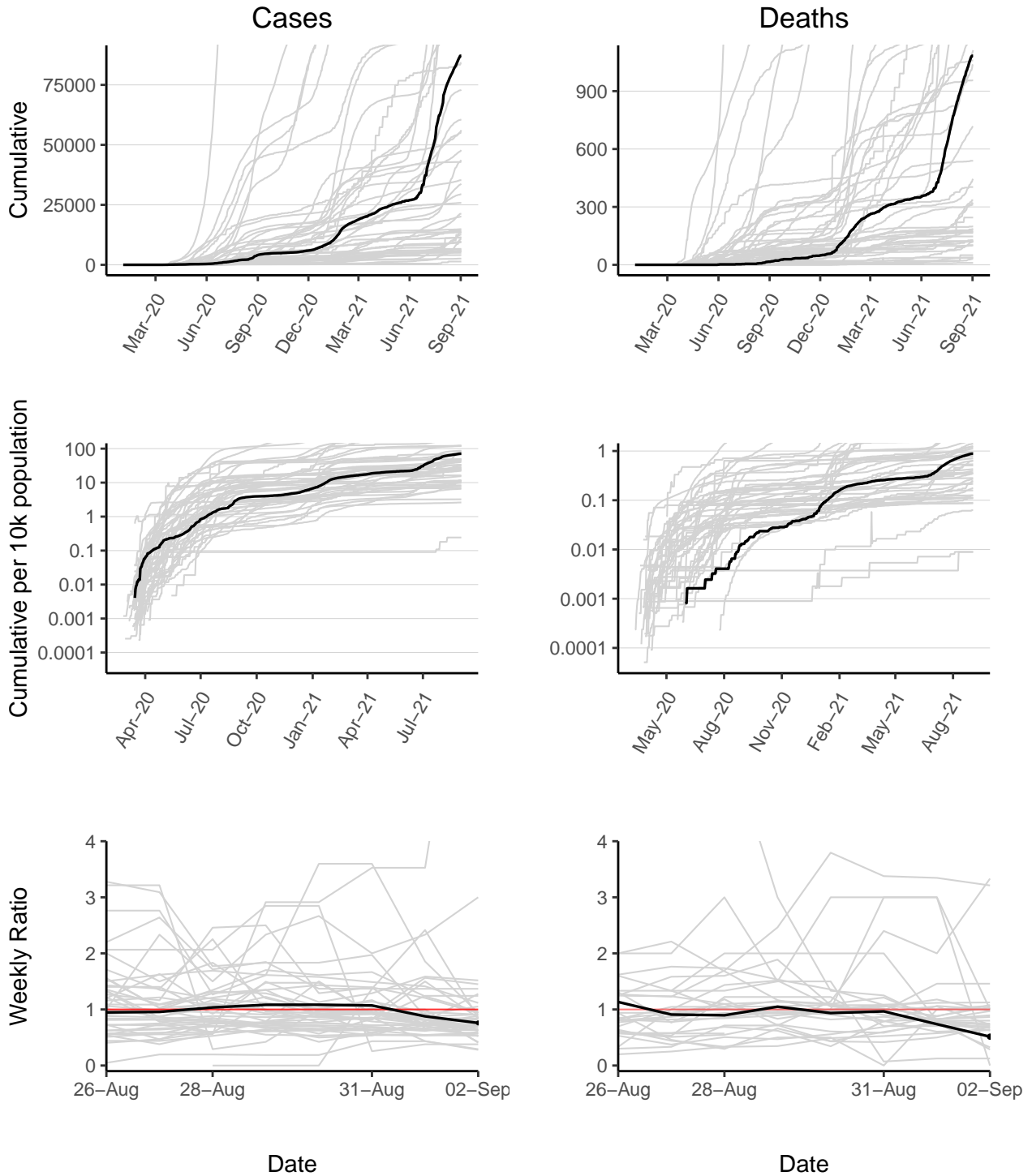
Niger has 5863 reported case(s) (41st in the region) and 199 reported death(s) (29th). Cumulative counts per 10,000 population of reported cases and deaths are 2.6 (46th) and 0.089 (43rd) respectively. The weekly ratio of reported cases over the last 2 weeks is 0.85 (16th). The weekly ratio of reported deaths over the last 2 weeks is 0.5 (27th).

Nigeria



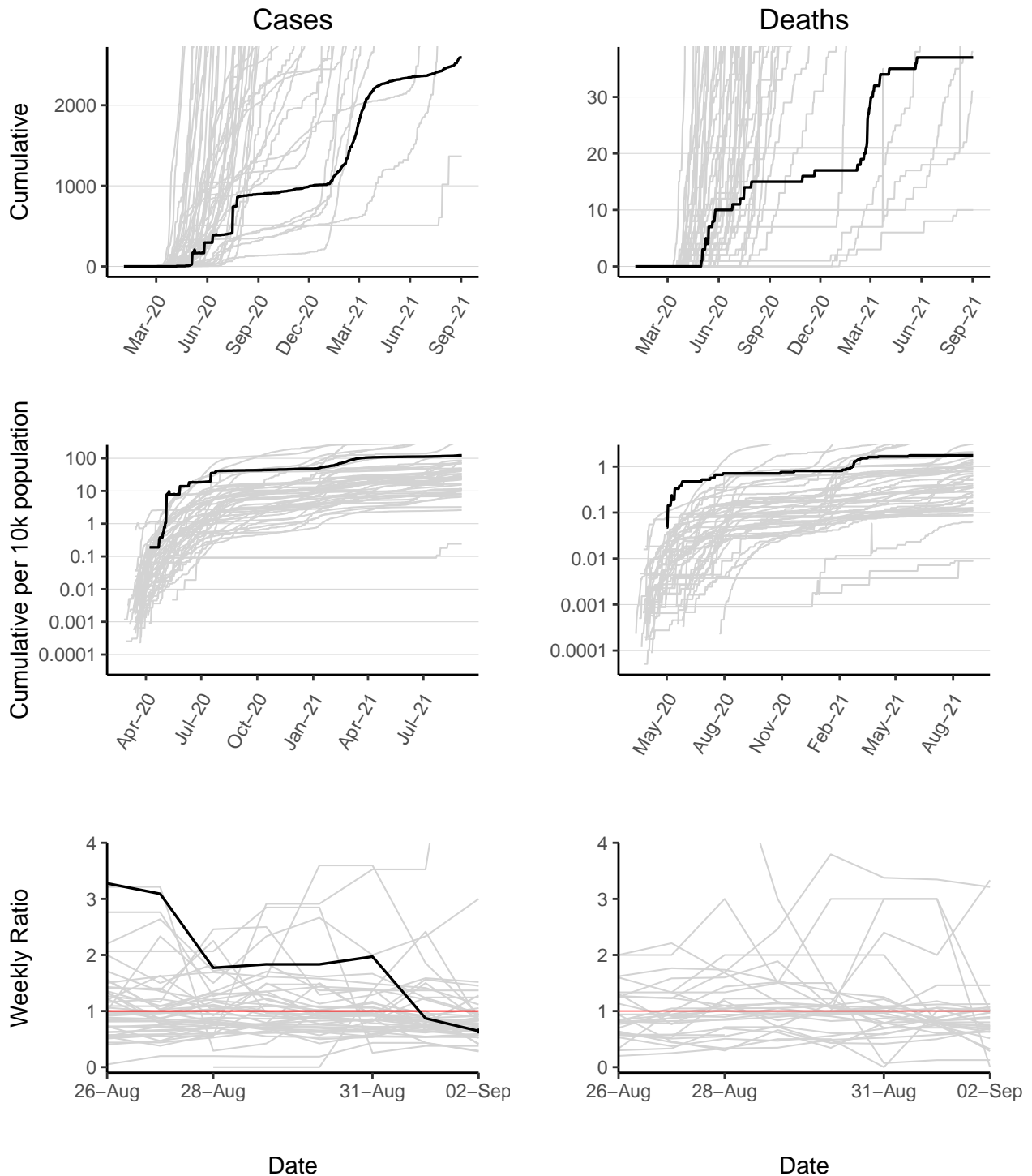
Nigeria has 191805 reported case(s) (6th in the region) and 2455 reported death(s) (9th). Cumulative counts per 10,000 population of reported cases and deaths are 9.8 (40th) and 0.13 (39th) respectively. The weekly ratio of reported cases over the last 2 weeks is 0.68 (31st). The weekly ratio of reported deaths over the last 2 weeks is 3.2 (2nd).

Rwanda



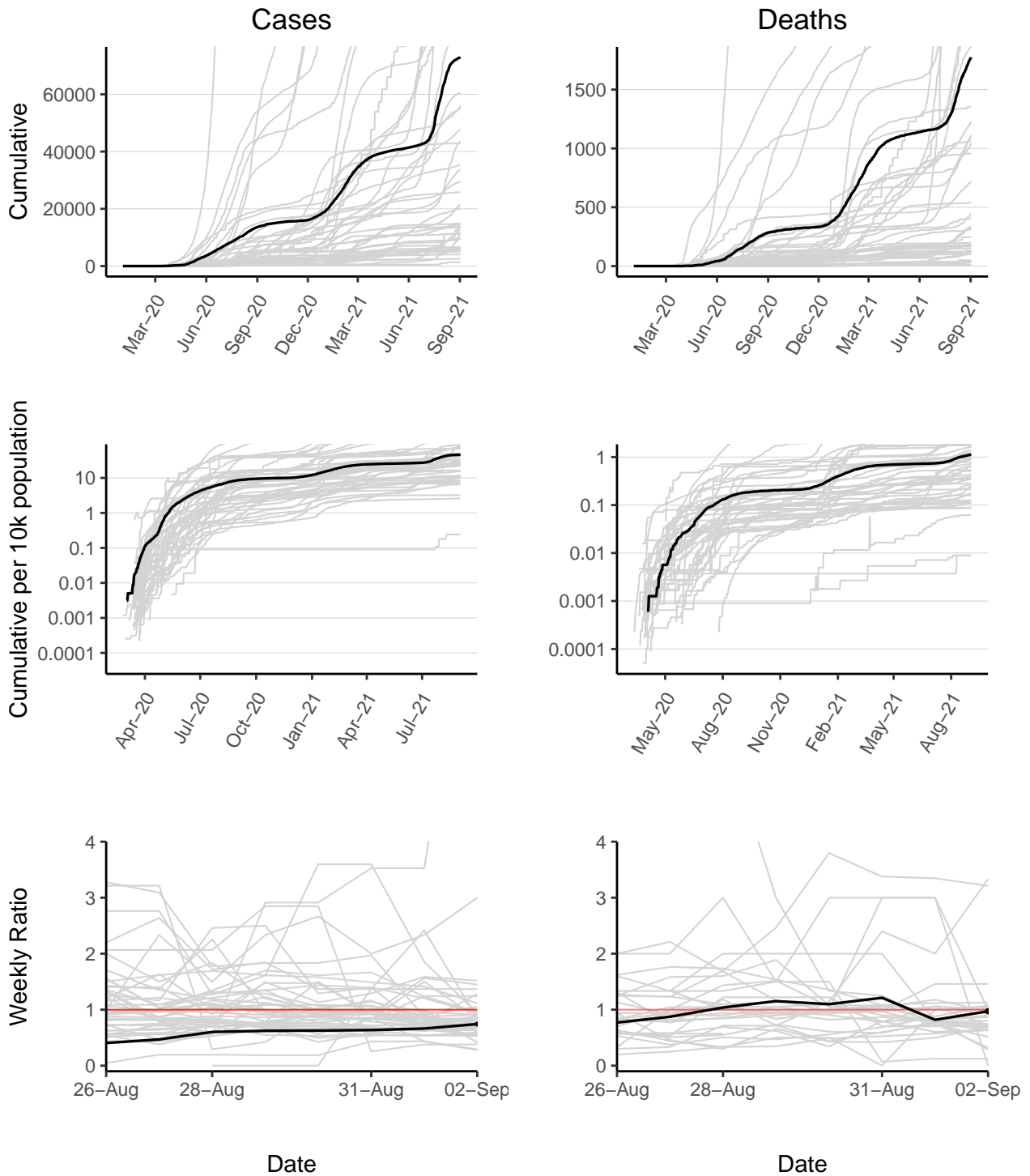
Rwanda has 87131 reported case(s) (13th in the region) and 1083 reported death(s) (17th). Cumulative counts per 10,000 population of reported cases and deaths are 71 (14th) and 0.88 (19th) respectively. The weekly ratio of reported cases over the last 2 weeks is 0.76 (26th). The weekly ratio of reported deaths over the last 2 weeks is 0.51 (26th).

Sao Tome and Principe



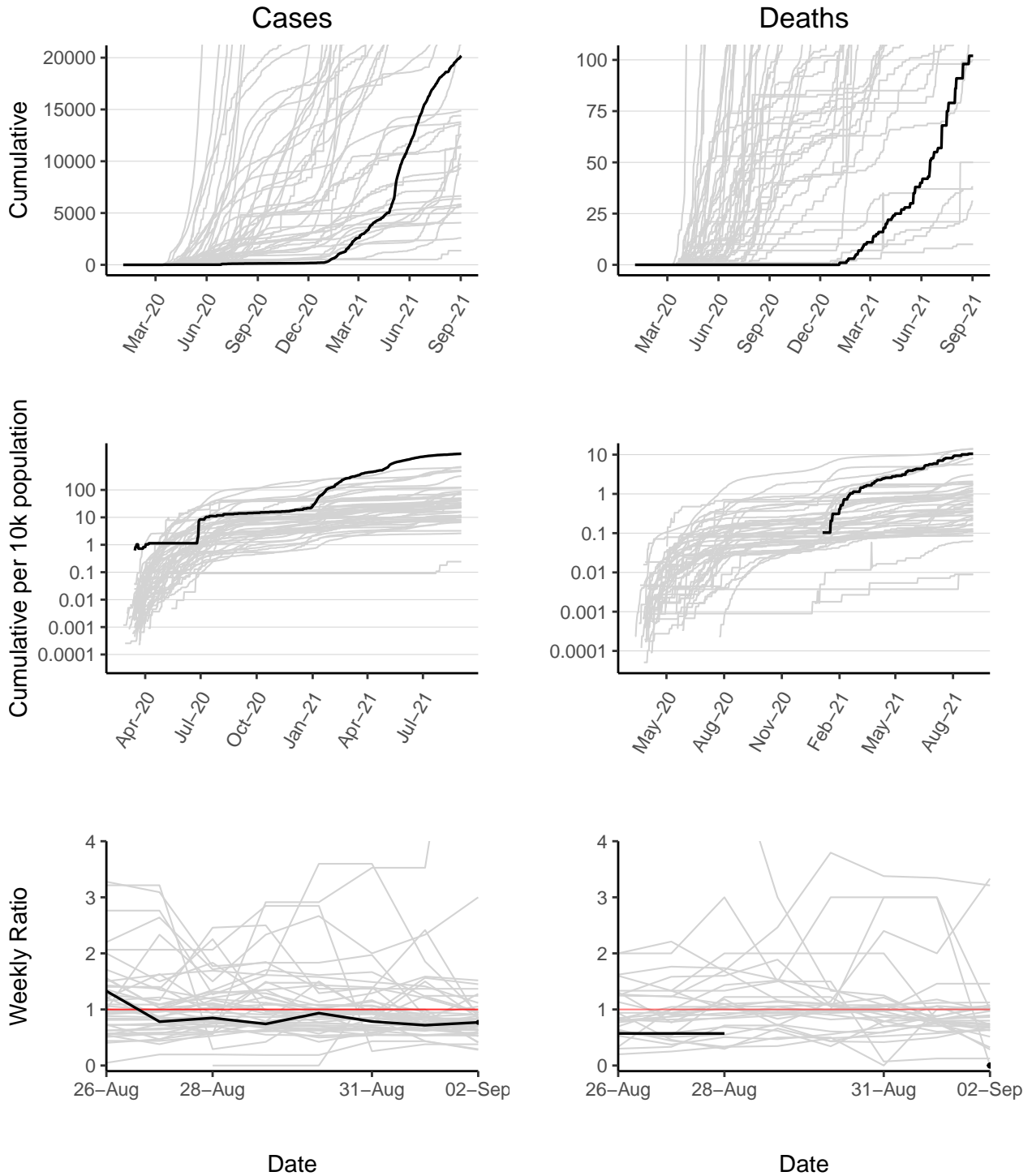
Sao Tome and Principe has 2593 reported case(s) (46th in the region) and 37 reported death(s) (45th). Cumulative counts per 10,000 population of reported cases and deaths are 120 (7th) and 1.8 (11th) respectively. The weekly ratio of reported cases over the last 2 weeks is 0.64 (32nd). The weekly ratio of reported deaths cannot be calculated as no new deaths have been reported in one of the last 2 weeks.

Senegal



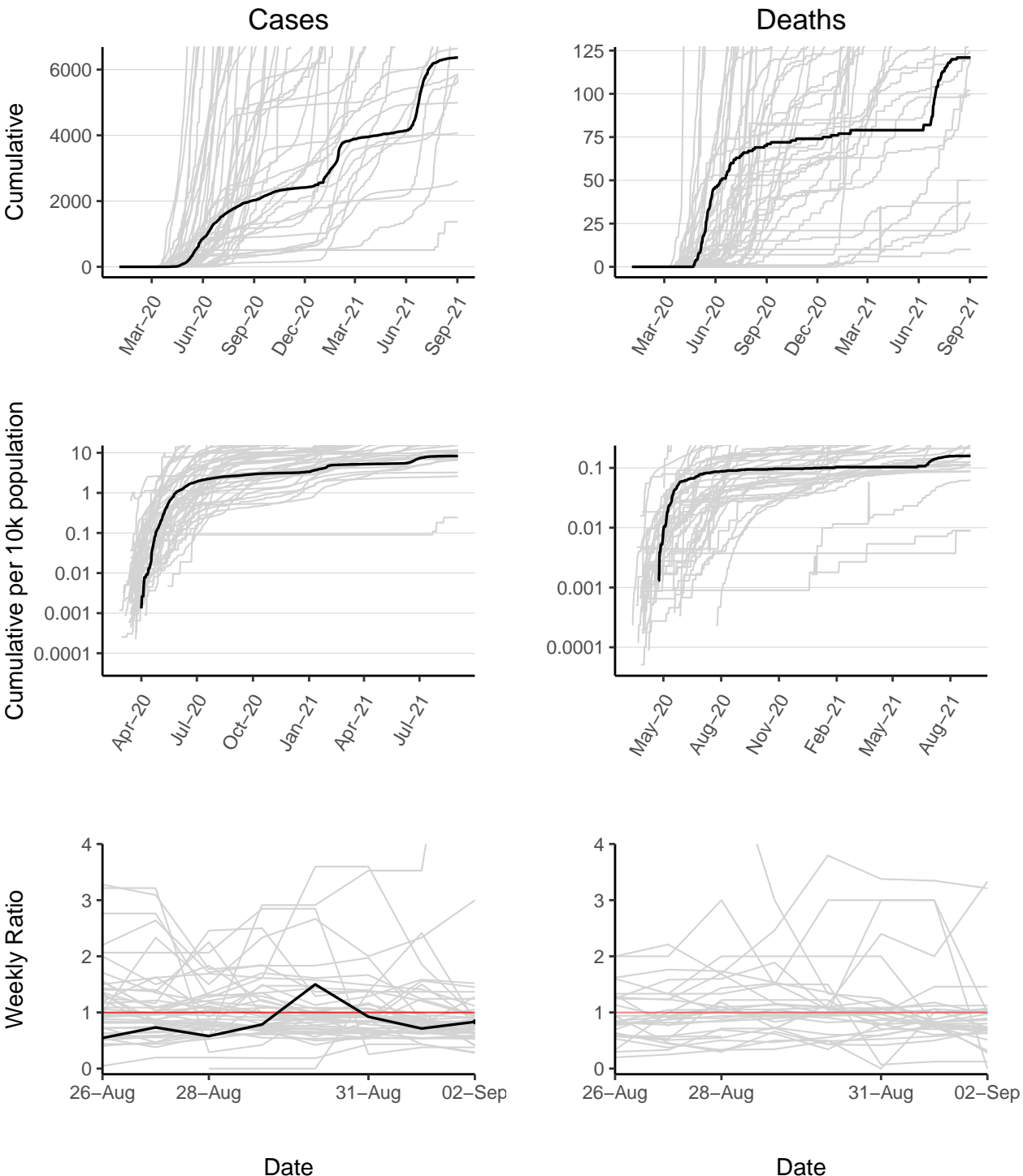
Senegal has 72920 reported case(s) (15th in the region) and 1774 reported death(s) (13th). Cumulative counts per 10,000 population of reported cases and deaths are 46 (20th) and 1.1 (16th) respectively. The weekly ratio of reported cases over the last 2 weeks is 0.74 (27th). The weekly ratio of reported deaths over the last 2 weeks is 0.97 (11th).

Seychelles



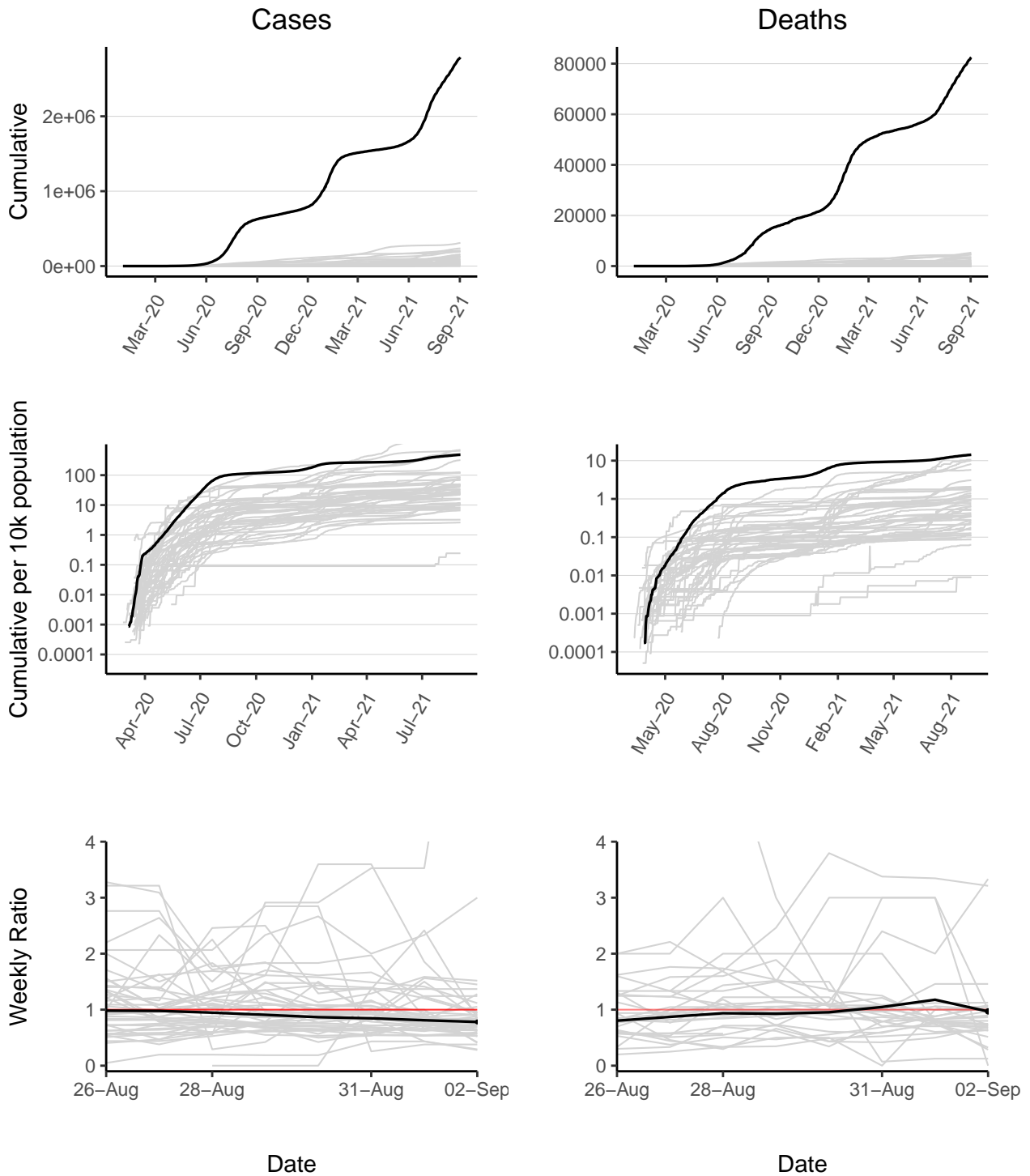
Seychelles has 20180 reported case(s) (27th in the region) and 102 reported death(s) (41st). Cumulative counts per 10,000 population of reported cases and deaths are 2100 (1st) and 11 (3rd) respectively. The weekly ratio of reported cases over the last 2 weeks is 0.77 (25th). The weekly ratio of reported deaths over the last 2 weeks is 0 (33rd).

Sierra Leone



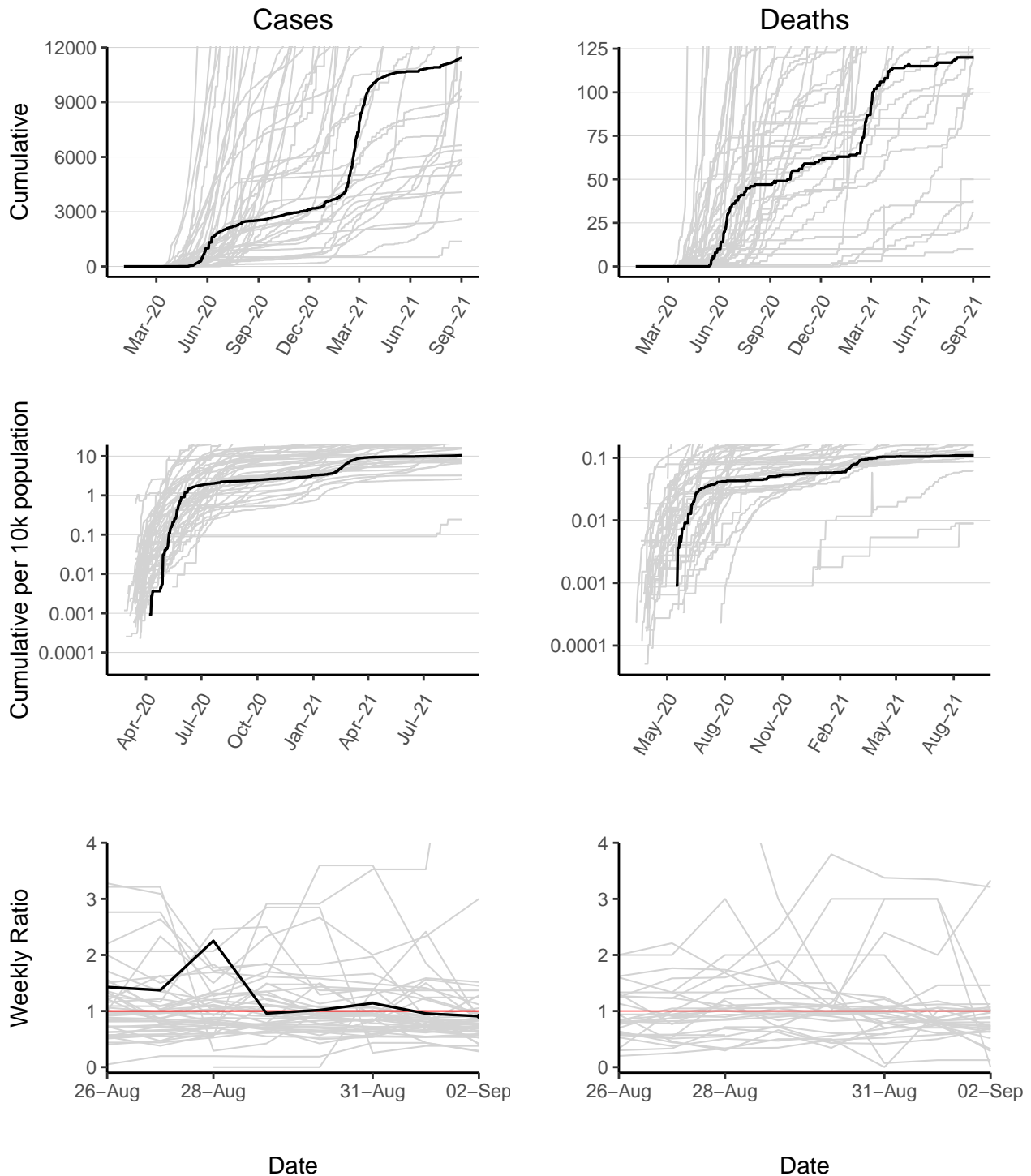
Sierra Leone has 6368 reported case(s) (40th in the region) and 121 reported death(s) (38th). Cumulative counts per 10,000 population of reported cases and deaths are 8.3 (41st) and 0.16 (37th) respectively. The weekly ratio of reported cases over the last 2 weeks is 0.83 (19th). The weekly ratio of reported deaths cannot be calculated as no new deaths have been reported in one of the last 2 weeks.

South Africa



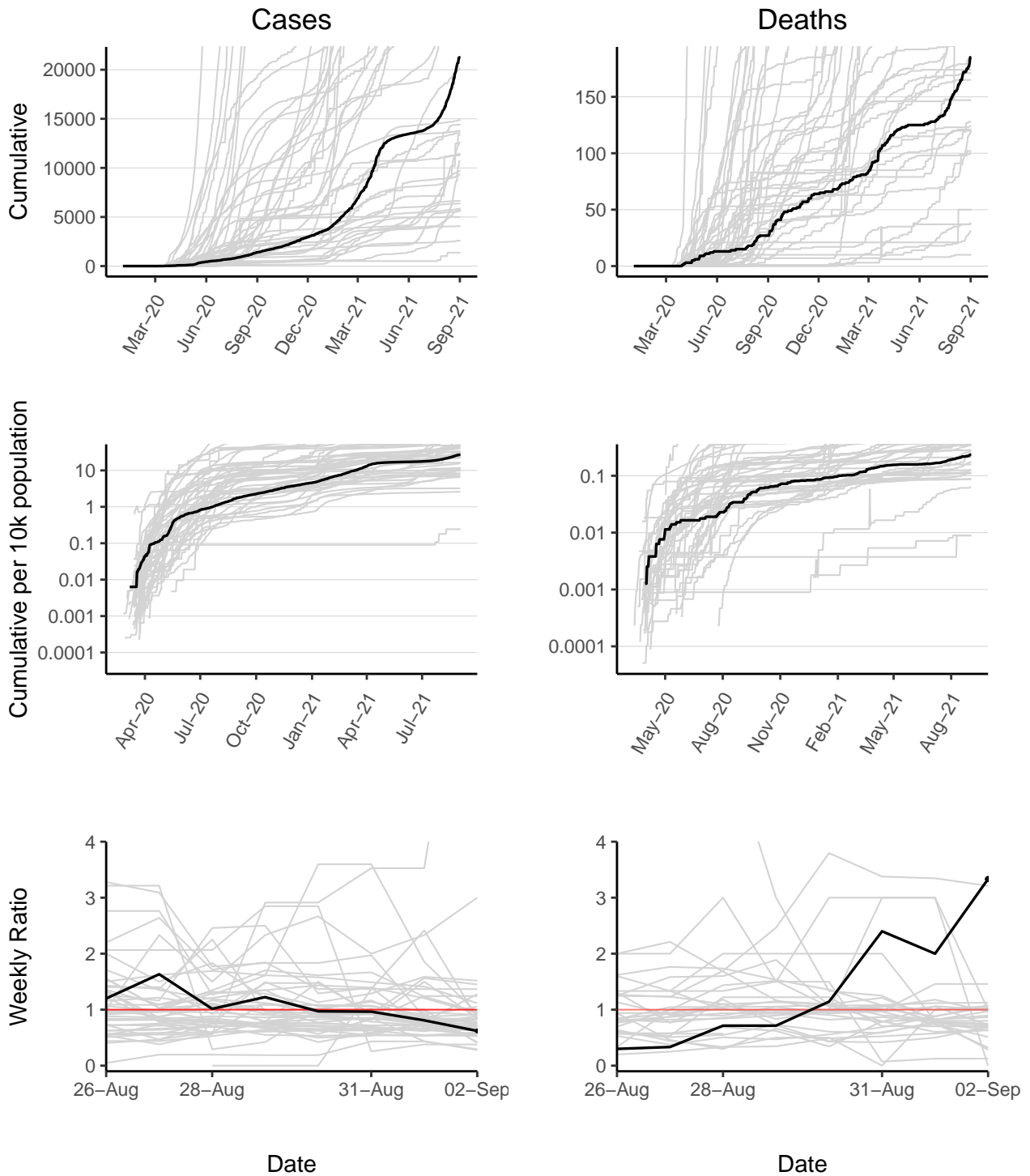
South Africa has 2787203 case(s) (1st in the region) and 82496 reported death(s) (1st). Cumulative counts per 10,000 population of reported cases and deaths are 480 (5th) and 14 (1st) respectively. The weekly ratio of reported cases over the last 2 weeks is 0.78 (23rd). The weekly ratio of reported deaths over the last 2 weeks is 0.97 (12th).

South Sudan



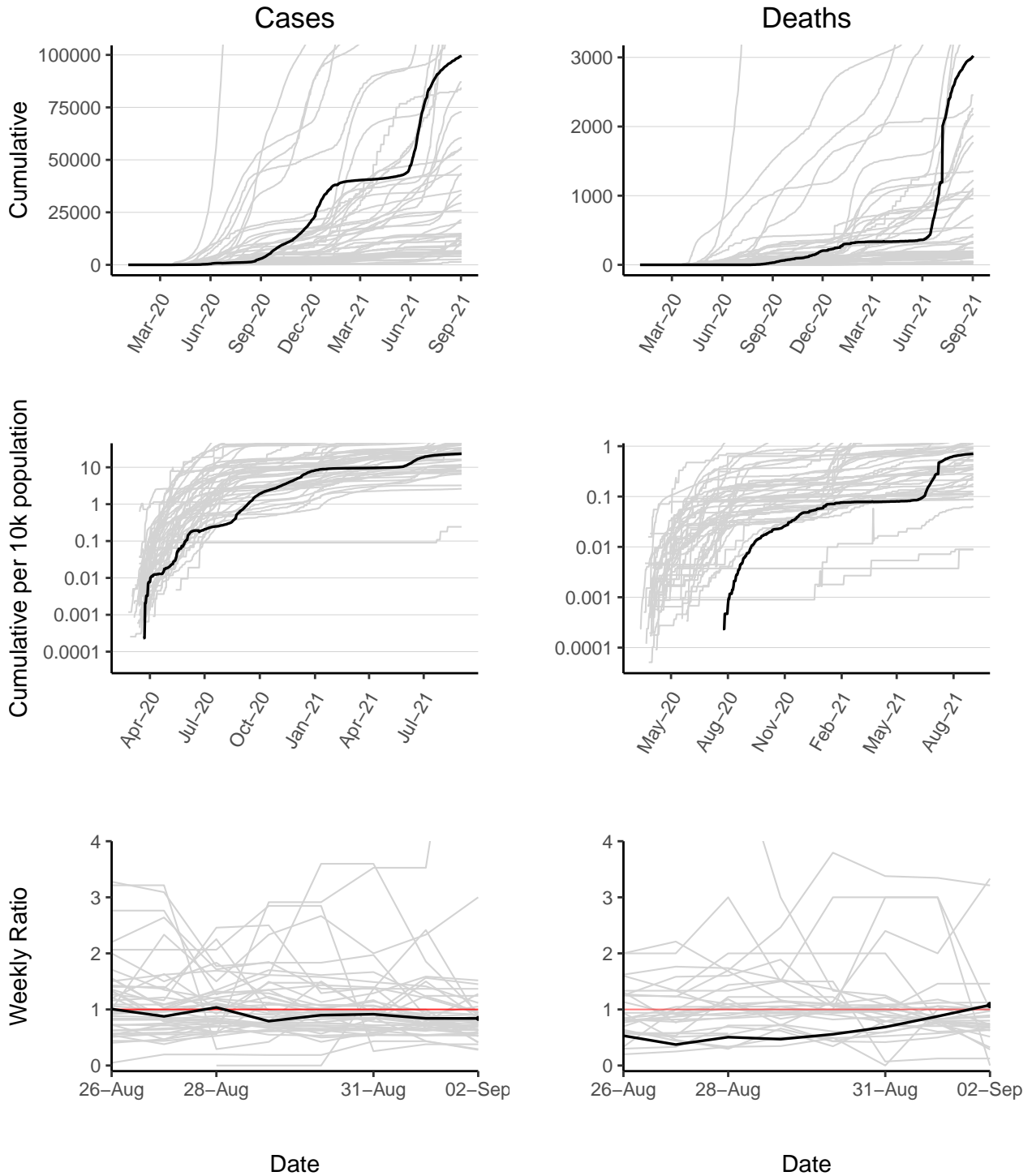
South Sudan has 11456 reported case(s) (34th in the region) and 120 reported death(s) (40th). Cumulative counts per 10,000 population of reported cases and deaths are 10 (39th) and 0.11 (42nd) respectively. The weekly ratio of reported cases over the last 2 weeks is 0.91 (14th). The weekly ratio of reported deaths cannot be calculated as no new deaths have been reported in one of the last 2 weeks.

Togo



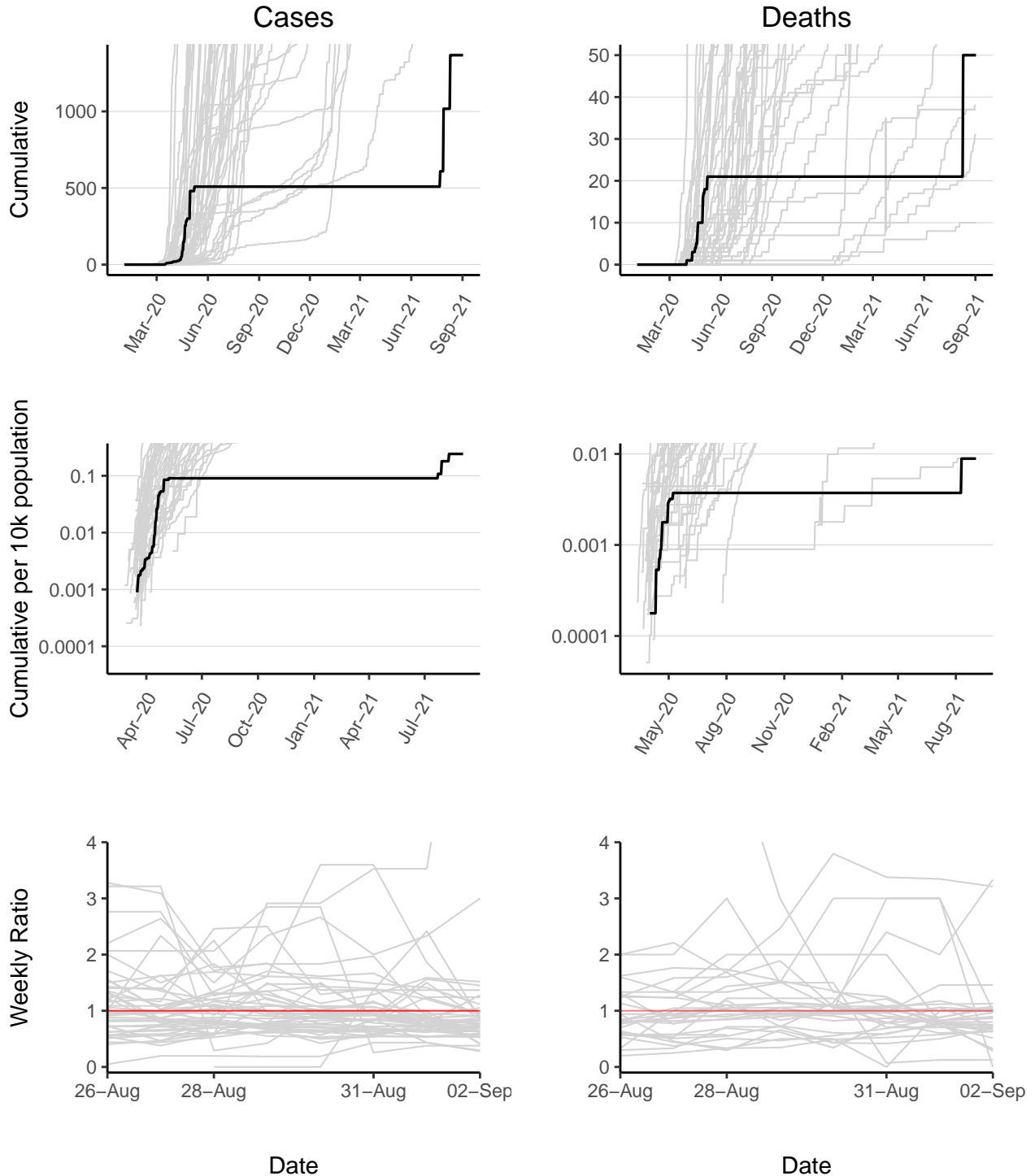
Togo has 21261 reported case(s) (26th in the region) and 185 reported death(s) (30th). Cumulative counts per 10,000 population of reported cases and deaths are 27 (27th) and 0.23 (34th) respectively. The weekly ratio of reported cases over the last 2 weeks is 0.62 (35th). The weekly ratio of reported deaths over the last 2 weeks is 3.3 (1st).

Uganda



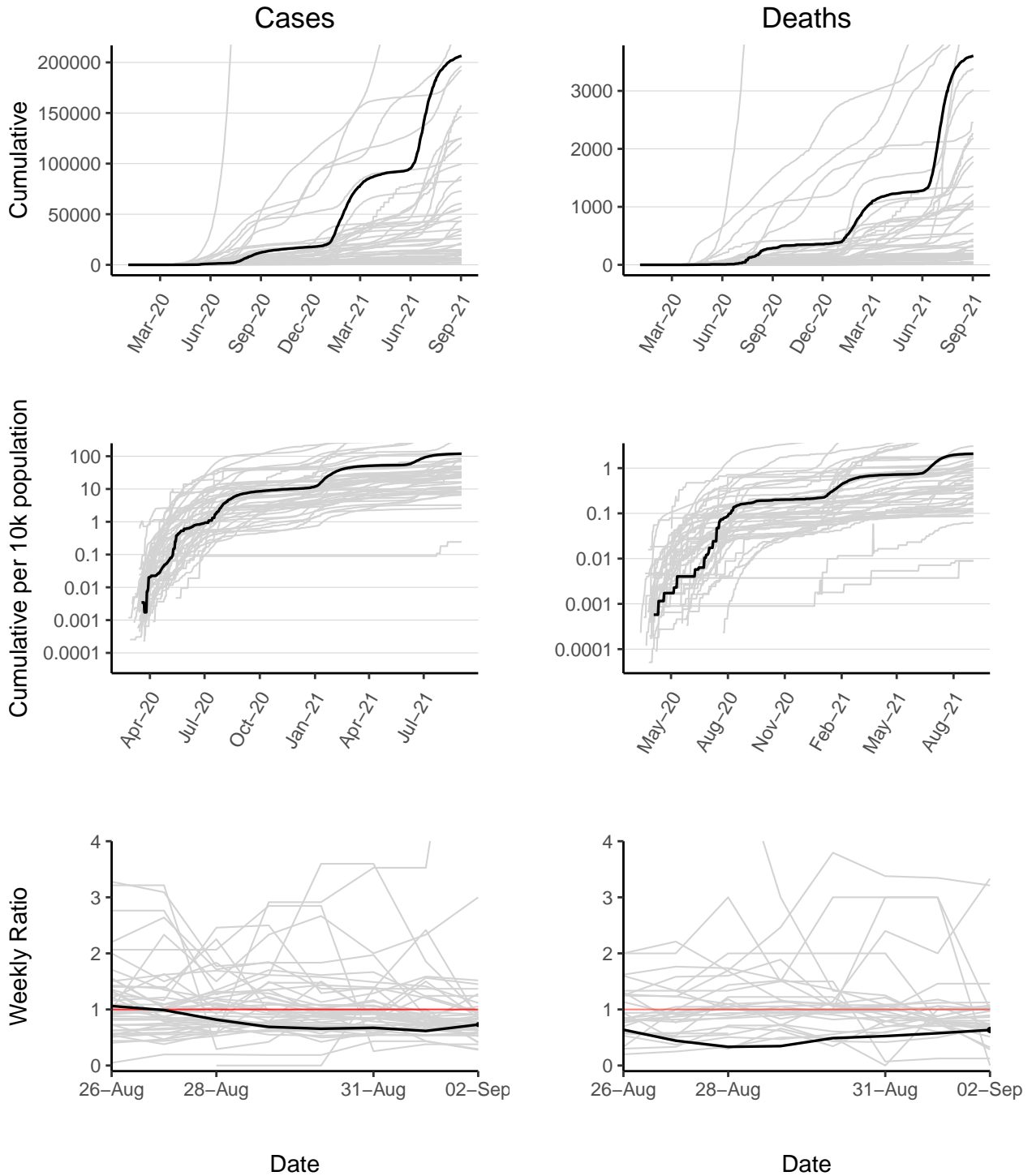
Uganda has 99568 reported case(s) (12th in the region) and 3023 reported death(s) (8th). Cumulative counts per 10,000 population of reported cases and deaths are 23 (31st) and 0.71 (21st) respectively. The weekly ratio of reported cases over the last 2 weeks is 0.84 (18th). The weekly ratio of reported deaths over the last 2 weeks is 1.1 (5th).

United Republic of Tanzania



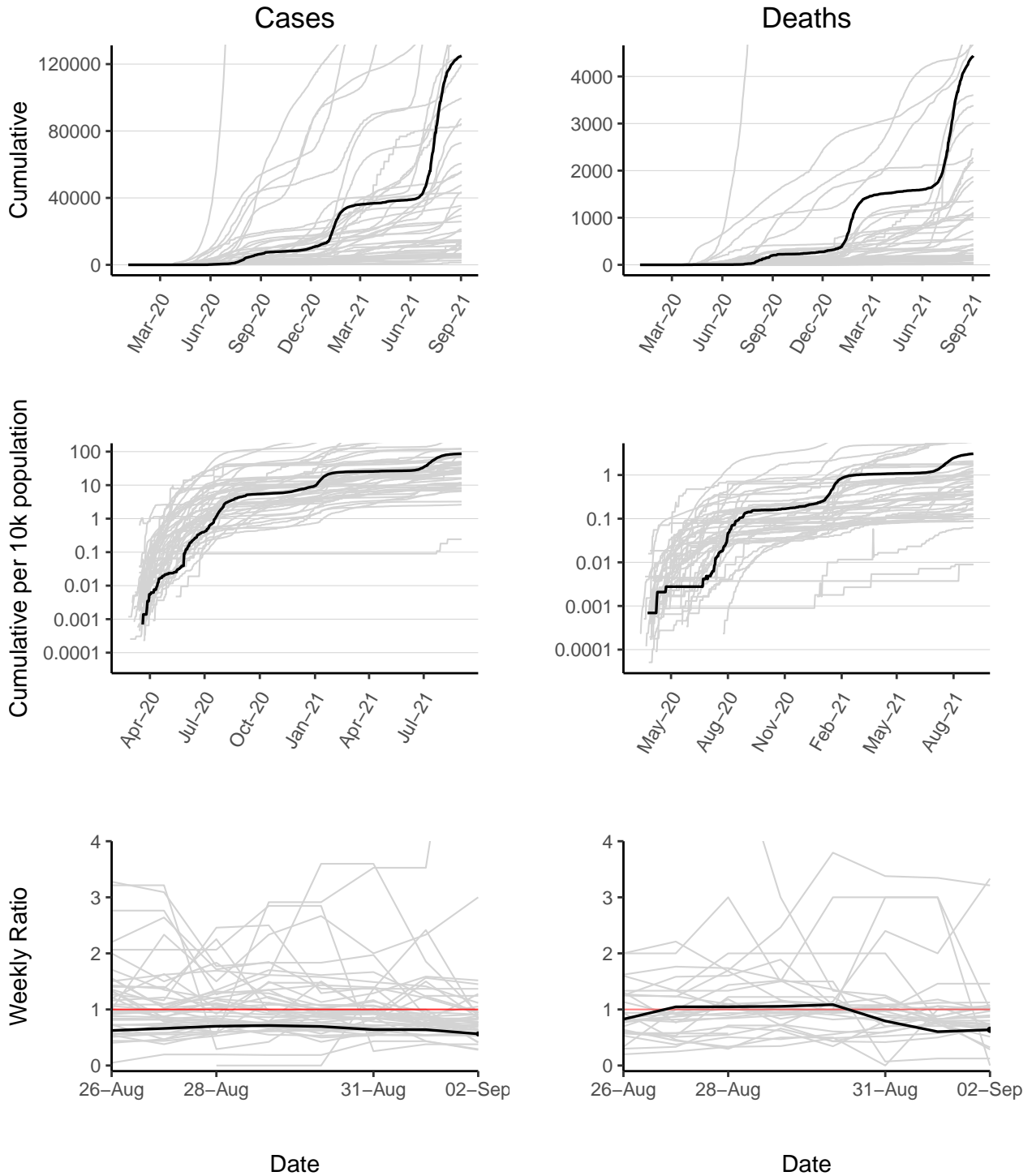
United Republic of Tanzania has 1367 reported case(s) (47th in the region) and 50 reported death(s) (43rd). Cumulative counts per 10,000 population of reported cases and deaths are 0.24 (47th) and 0.0089 (47th) respectively. The weekly ratio of reported cases cannot be calculated as no new cases have been reported in 1 of the last 2 weeks. The weekly ratio of reported deaths cannot be calculated as no new deaths have been reported in 1 of the last 2 weeks.

Zambia



Zambia has 206522 reported case(s) (4th in the region) and 3605 reported death(s) (6th). Cumulative counts per 10,000 population of reported cases and deaths are 120 (9th) and 2.1 (8th) respectively. The weekly ratio of reported cases over the last 2 weeks is 0.73 (28th). The weekly ratio of reported deaths over the last 2 weeks is 0.63 (23rd).

Zimbabwe



Zimbabwe has 124960 reported case(s) (10th in the region) and 4438 reported death(s) (5th). Cumulative counts per 10,000 population of reported cases and deaths are 87 (10th) and 3.1 (7th) respectively. The weekly ratio of reported cases over the last 2 weeks is 0.56 (38th). The weekly ratio of reported deaths over the last 2 weeks is 0.64 (22nd).

Appendix

Data

Sources and access

- Case counts for countries from WHO Coronavirus disease (COVID-2019) Dashboard <https://covid19.who.int/table> (accessed 2400 02/09/2021).
- Death counts for countries from WHO Coronavirus disease (COVID-2019) Dashboard <https://covid19.who.int/table> (accessed 2400 02/09/2021).
- Population counts from the World Bank (2018) <https://data.worldbank.org/indicator/SP.POP.TOTL?locations=ZG> (accessed 0900 30/03/2020).

Weekly Ratio calculations

Weekly ratios are calculated by dividing the sum of new cases or deaths over the past 7 days by their respective sums in the 7 days prior. The higher the weekly ratio, the faster an epidemic is growing. A weekly ratio of 1 represents stable growth (i.e. the number of cases or deaths in the past 7 days was the same as the 7 days before). A value between 1 and 0 indicates that an epidemic is in decline. A value of -1 has been assigned to countries which have removed cases or deaths from their cumulative counts. Doubling times have been replaced by weekly ratios because as countries move out of their exponential growth phases, doubling times become inappropriate and unreliable.

Confidence intervals calculated using bootstrapping of a simulated dataset with Poisson error structure.

Caveats

- Case count data are affected by any changes in testing strategy or testing effort over time and/or any variation in testing strategy or testing effort between regions.
- Case count data are likely a substantial under-representation of the true number of COVID-19 infections.
- Death data are considered more reliable but may lag behind case data by as much as 3 weeks.

Extended Data tables

Cumulative reported cases

Country	Cum. reported cases	95%CI lower	95%CI upper
South Africa	2787203	2784433	2790017
Ethiopia	309351	NA	NA
Kenya	236881	236082	237681
Zambia	206522	NA	NA
Algeria	196527	195791	197250
Nigeria	191805	NA	NA
Botswana	156927	156274	157575
Mozambique	146754	146139	147342
Namibia	125136	NA	NA
Zimbabwe	124960	124331	125540
Ghana	119436	118869	120019
Uganda	99568	NA	NA
Rwanda	87131	86645	87593
Cameroon	84210	83717	84691
Senegal	72920	72452	73367
Malawi	60583	60189	60980
Cote d'Ivoire	56148	55773	56559
Democratic Republic of the Congo	55146	54750	55521
Angola	47781	NA	NA
Eswatini	43626	NA	NA
Madagascar	42873	NA	NA
Cabo Verde	35283	34983	35586
Mauritania	33725	NA	NA
Guinea	29400	NA	NA
Gabon	25819	25551	26081
Togo	21261	NA	NA
Seychelles	20180	NA	NA
Mali	14874	14678	15076
Lesotho	14395	14207	14584
Burkina Faso	13777	13587	13975
Congo	13588	13401	13786
Benin	13366	NA	NA
Burundi	12585	NA	NA
South Sudan	11456	NA	NA
Central African Republic	11296	NA	NA
Mauritius	10676	10508	10845
Gambia	9715	NA	NA
Equatorial Guinea	9326	NA	NA
Eritrea	6642	6510	6776
Sierra Leone	6368	6241	6508
Niger	5863	NA	NA
Guinea-Bissau	5829	5707	5953
Liberia	5727	NA	NA
Chad	4996	NA	NA
Comoros	4065	NA	NA
Sao Tome and Principe	2593	NA	NA
United Republic of Tanzania	1367	1310	1430

Cumulative reported cases per 10,000 population

Country	Cum. reported cases per 10k pop	95%CI lower	95%CI upper
Seychelles	2085.529	NA	NA
Botswana	696.177	693	699
Cabo Verde	648.862	643	654
Namibia	511.123	NA	NA
South Africa	482.385	482	483
Eswatini	319.137	NA	NA
Sao Tome and Principe	122.875	NA	NA
Gabon	121.829	121	123
Zambia	119.020	NA	NA
Zimbabwe	86.543	86	87
Mauritius	84.375	83	86
Mauritania	76.590	NA	NA
Equatorial Guinea	71.247	NA	NA
Rwanda	70.827	70	71
Lesotho	68.283	67	69
Mozambique	49.754	50	50
Comoros	48.839	NA	NA
Algeria	46.539	46	47
Kenya	46.092	46	46
Senegal	45.994	46	46
Gambia	42.608	NA	NA
Ghana	40.123	40	40
Cameroon	33.395	33	34
Malawi	33.391	33	34
Guinea-Bissau	31.099	30	32
Ethiopia	28.322	NA	NA
Togo	26.950	NA	NA
Congo	25.910	26	26
Central African Republic	24.207	NA	NA
Guinea	23.682	NA	NA
Uganda	23.305	NA	NA
Cote d'Ivoire	22.397	22	23
Madagascar	16.325	NA	NA
Angola	15.508	NA	NA
Liberia	11.884	NA	NA
Benin	11.638	NA	NA
Burundi	11.261	NA	NA
Eritrea	10.979	11	11
South Sudan	10.437	NA	NA
Nigeria	9.792	NA	NA
Sierra Leone	8.324	8	9
Mali	7.797	8	8
Burkina Faso	6.975	7	7
Democratic Republic of the Congo	6.560	7	7
Chad	3.228	NA	NA
Niger	2.612	NA	NA
United Republic of Tanzania	0.243	0	0

Cumulative deaths

Country	Cum. reported deaths	95%CI lower	95%CI upper
South Africa	82496	82037	82973
Algeria	5302	NA	NA
Kenya	4739	4624	4861
Ethiopia	4692	4581	4800
Zimbabwe	4438	NA	NA
Zambia	3605	3505	3710
Namibia	3386	NA	NA
Uganda	3023	NA	NA
Nigeria	2455	NA	NA
Botswana	2261	2186	2334
Malawi	2185	2111	2261
Mozambique	1866	1796	1938
Senegal	1774	1705	1843
Cameroon	1357	1299	1416
Angola	1227	NA	NA
Eswatini	1112	NA	NA
Rwanda	1083	1026	1137
Democratic Republic of the Congo	1059	1010	1114
Ghana	1036	981	1085
Madagascar	956	907	1010
Mauritania	717	675	762
Mali	539	NA	NA
Cote d'Ivoire	445	411	481
Lesotho	403	NA	NA
Guinea	335	NA	NA
Gambia	322	292	353
Cabo Verde	311	NA	NA
Liberia	245	221	269
Niger	199	176	223
Togo	185	163	206
Congo	183	NA	NA
Chad	174	153	196
Burkina Faso	171	NA	NA
Gabon	165	143	186
Comoros	147	129	169
Benin	128	110	147
Equatorial Guinea	124	106	142
Sierra Leone	121	104	139
Guinea-Bissau	120	102	140
South Sudan	120	NA	NA
Seychelles	102	86	119
Central African Republic	100	84	118
United Republic of Tanzania	50	39	62
Eritrea	38	NA	NA
Sao Tome and Principe	37	NA	NA
Mauritius	31	22	40
Burundi	10	5	15

Cumulative deaths per 10,000 populations

Country	Cum. reported deaths per 10k pop	95%CI lower	95%CI upper
South Africa	14.278	14	14
Namibia	13.830	NA	NA
Seychelles	10.541	9	12
Botswana	10.030	10	10
Eswatini	8.135	NA	NA
Cabo Verde	5.719	NA	NA
Zimbabwe	3.074	NA	NA
Zambia	2.078	2	2
Lesotho	1.912	NA	NA
Comoros	1.766	2	2
Sao Tome and Principe	1.753	NA	NA
Mauritania	1.628	2	2
Gambia	1.412	1	2
Algeria	1.256	NA	NA
Malawi	1.204	1	1
Senegal	1.119	1	1
Equatorial Guinea	0.947	1	1
Kenya	0.922	1	1
Rwanda	0.880	1	1
Gabon	0.779	1	1
Uganda	0.708	NA	NA
Guinea-Bissau	0.640	1	1
Mozambique	0.633	1	1
Cameroon	0.538	1	1
Liberia	0.508	0	1
Ethiopia	0.430	0	0
Angola	0.398	NA	NA
Madagascar	0.364	0	0
Congo	0.349	NA	NA
Ghana	0.348	0	0
Mali	0.283	NA	NA
Guinea	0.270	NA	NA
Mauritius	0.245	0	0
Togo	0.235	0	0
Central African Republic	0.214	0	0
Cote d'Ivoire	0.178	0	0
Sierra Leone	0.158	0	0
Democratic Republic of the Congo	0.126	0	0
Nigeria	0.125	NA	NA
Chad	0.112	0	0
Benin	0.111	0	0
South Sudan	0.109	NA	NA
Niger	0.089	0	0
Burkina Faso	0.087	NA	NA
Eritrea	0.063	NA	NA
Burundi	0.009	0	0
United Republic of Tanzania	0.009	0	0

Weekly Ratio (cases)

Country	Weekly Ratio	95%CI lower	95%CI upper
Liberia	9.450	5.960	14.983
Chad	3.000	0.812	11.082
Democratic Republic of the Congo	1.518	1.370	1.682
Cote d'Ivoire	1.450	1.356	1.550
Central African Republic	1.368	0.757	2.472
Madagascar	1.278	0.690	2.368
Ghana	1.243	1.186	1.302
Ethiopia	1.117	1.084	1.151
Mauritius	1.052	0.988	1.120
Mali	0.963	0.706	1.314
Equatorial Guinea	0.939	0.753	1.170
Cabo Verde	0.933	0.809	1.077
Angola	0.911	0.843	0.983
South Sudan	0.908	0.701	1.177
Algeria	0.886	0.846	0.928
Niger	0.848	0.594	1.211
Gambia	0.847	0.695	1.031
Uganda	0.840	0.773	0.912
Sierra Leone	0.833	0.360	1.929
Mozambique	0.833	0.792	0.877
Namibia	0.828	0.765	0.897
Cameroon	0.808	0.736	0.888
South Africa	0.781	0.773	0.789
Mauritania	0.780	0.724	0.840
Seychelles	0.770	0.672	0.881
Rwanda	0.759	0.721	0.800
Senegal	0.743	0.674	0.819
Zambia	0.730	0.682	0.782
Botswana	0.719	0.696	0.743
Burkina Faso	0.702	0.468	1.051
Nigeria	0.682	0.651	0.715
Sao Tome and Principe	0.644	0.428	0.968
Kenya	0.631	0.609	0.654
Comoros	0.625	0.284	1.377
Togo	0.621	0.574	0.671
Guinea-Bissau	0.593	0.496	0.708
Malawi	0.575	0.522	0.635
Zimbabwe	0.564	0.527	0.605
Eswatini	0.533	0.505	0.563
Guinea	0.529	0.467	0.600
Burundi	0.524	0.480	0.572
Gabon	0.419	0.308	0.571
Congo	0.407	0.298	0.557
Benin	0.379	0.350	0.409
Eritrea	0.292	0.126	0.677
Lesotho	0.280	0.121	0.647
United Republic of Tanzania	NA	NA	NA

Weekly Ratio (deaths)

Country	Weekly Ratio	95%CI lower	95%CI upper
Togo	3.333	0.917	12.112
Nigeria	3.212	2.353	4.384
Ghana	1.459	0.961	2.217
Ethiopia	1.125	0.844	1.499
Uganda	1.078	0.737	1.579
Mauritania	1.065	0.652	1.738
Algeria	1.040	0.856	1.264
Angola	1.000	0.678	1.474
Madagascar	1.000	0.063	15.988
Mali	1.000	0.141	7.099
Senegal	0.971	0.696	1.356
South Africa	0.969	0.912	1.030
Guinea	0.895	0.465	1.721
Eswatini	0.864	0.628	1.190
Mauritius	0.800	0.215	2.979
Malawi	0.747	0.553	1.010
Cote d'Ivoire	0.727	0.461	1.147
Mozambique	0.721	0.490	1.063
Botswana	0.703	0.537	0.921
Namibia	0.690	0.461	1.032
Guinea-Bissau	0.667	0.300	1.484
Zimbabwe	0.637	0.496	0.818
Zambia	0.633	0.356	1.125
Kenya	0.626	0.507	0.774
Cameroon	0.583	0.230	1.482
Rwanda	0.515	0.342	0.774
Niger	0.500	0.045	5.514
Gambia	0.324	0.164	0.639
Democratic Republic of the Congo	0.286	0.059	1.375
Benin	0.125	0.016	0.999
Congo	0.000	0.000	NA
Lesotho	0.000	0.000	NA
Seychelles	0.000	0.000	NA
Burkina Faso	NA	NA	NA
Burundi	NA	NA	NA
Cabo Verde	NA	NA	NA
Central African Republic	NA	NA	NA
Chad	NA	NA	NA
Comoros	NA	NA	NA
Equatorial Guinea	NA	NA	NA
Eritrea	NA	NA	NA
Gabon	NA	NA	NA
Liberia	NA	NA	NA
Sao Tome and Principe	NA	NA	NA
Sierra Leone	NA	NA	NA
South Sudan	NA	NA	NA
United Republic of Tanzania	NA	NA	NA